



LAUSD ITD Service Desk

How to Locate HP Printer Serial Numbers

(12/16/08)
© LAUSD ITD Service Desk
333 S. Beaudry Ave. 9th Floor
Phone 213.241.5200

Table of Contents

How to Located HP Printer Serial Numbers..... 2-7

How to Locate HP Printer Serial Number

Click on any of the images below for detailed instructions.

HP LaserJet 1020 & 1022



Serial number is located on the back of printer, above the barcode.

HP LaserJet 1150 and 1300 Series



The model number and serial number are listed on an identification label located on the inside of the print cartridge door.

HP LaserJet 1160 and 1320



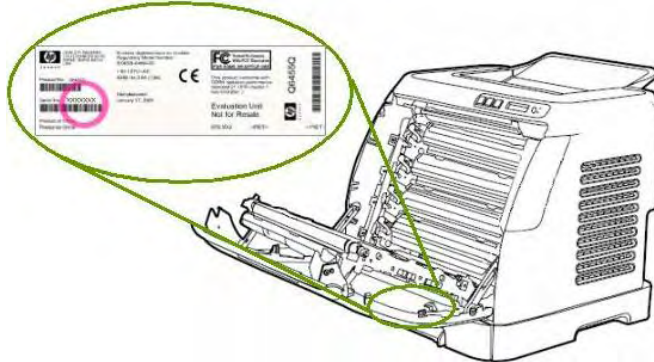
Open the print cartridge door. The serial number will be located on a sticker with the HP logo

HP LaserJet 1200 Series



Open the print cartridge door. The serial number will be located on a sticker with the HP logo

HP Color LaserJet 1600 Series



The serial number is located inside the front cover of the device

HP LaserJet 2400 Series



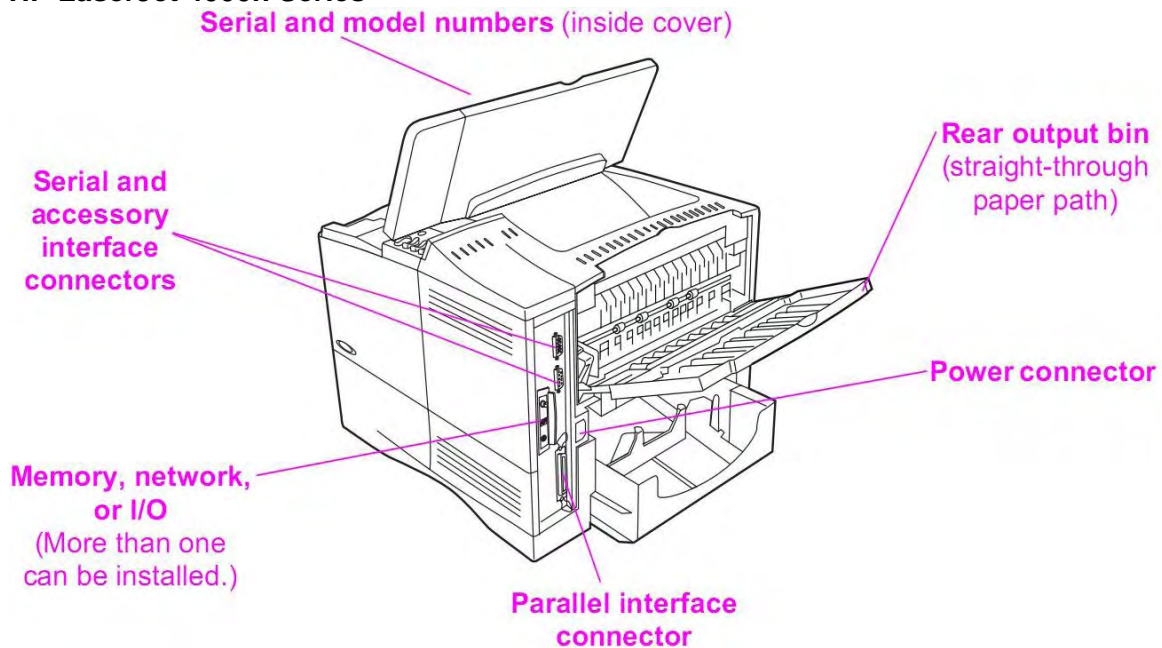
Open the print cartridge door and locate the label on the left-inside corner of the door

HP LaserJet 2600 Series



The model number and serial numbers are listed on identification labels located on the inside of the print cartridge access door.

HP LaserJet 4000n Series



The model and serial number is listed under the top cover on the right side of the printer. Click on the image and navigate to page 12 of the document.

HP LaserJet 4100



The printer model number and serial number are listed on an identification label located under the top cover on the right side of the printer

HP LaserJet 4240, 4250, and 4350 Series



The printer serial number is located under the top cover on the right side of the chassis

HP Color LaserJet 4500



The serial number is listed on an identification label located on the rear of the printer.

HP LaserJet 5100



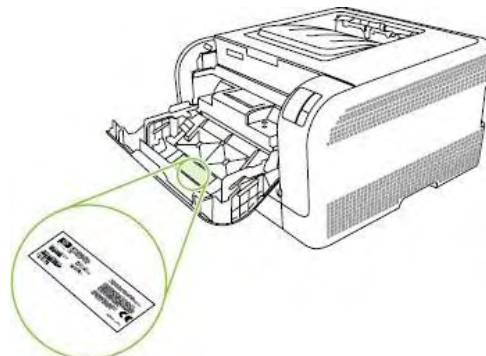
Product and serial number is located on underside of top cover

HP LaserJet 9050



The model number and printer serial number are listed on an identification label located in two places: Rear cover & Chassis behind the right door

HP Color LaserJet CP1210 and CP1510



The model number and serial number are listed on an identification label located inside the front door.

Important IT Service Catalog Information

Please note that as of May 30, 2008 only Intel Pentium 4 processor or higher are supported. Windows 2000 Operating System and newer (Vista is currently not supported).

Also as of July 1, 2007, the following supplies are no longer provided by ITD:

- *Keyboards*
- *Mice*
- *Monitors*
- *Laptop batteries*
- *AC power adapters*

Please refer to the [Procedures for Obtaining IT Support & Repair for Various Electronic and Computer Equipment - REF-1657.2](#) & [IT Service Catalog](#) for additional information.