

Los Angeles Unified School District  
**Facilities Services Division**

---

Small Business Enterprise Utilization Report

*Presented by:*

*Veronica Soto, Manager of Small Business Program*

*Audit, Business and Technology Committee*

*October 16, 2003*

# Background

---

- ❑ Board policy established 25% SBE goal on all District contracts;
  - ❑ FSD implements Small Business Program;
  - ❑ FSD implements SBE Certification Program;
  - ❑ FSD implements policy in bid documents, RFPs and RFQs; and
  - ❑ FSD designs and creates new database system to track SBE participation.
-

# SBE Utilization Snapshot

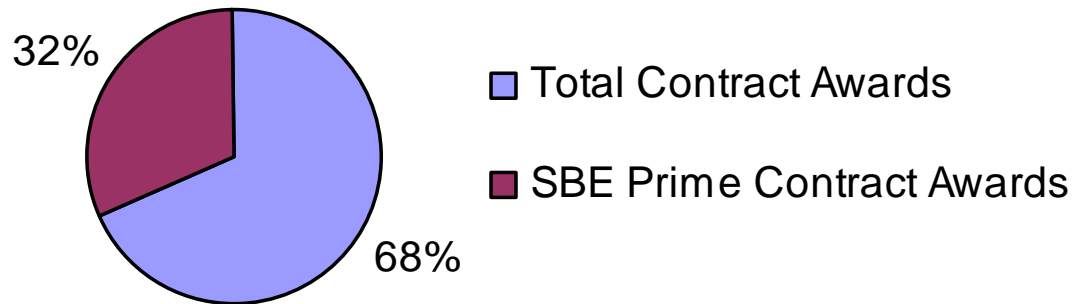
---

- ❑ Data series establishes baseline and process: Open contracts as of July 1
  - ❑ New Construction
  - ❑ Existing Facilities (Formal Contracts)
  - ❑ Architecture & Engineering
-

# Total SBE Participation

---

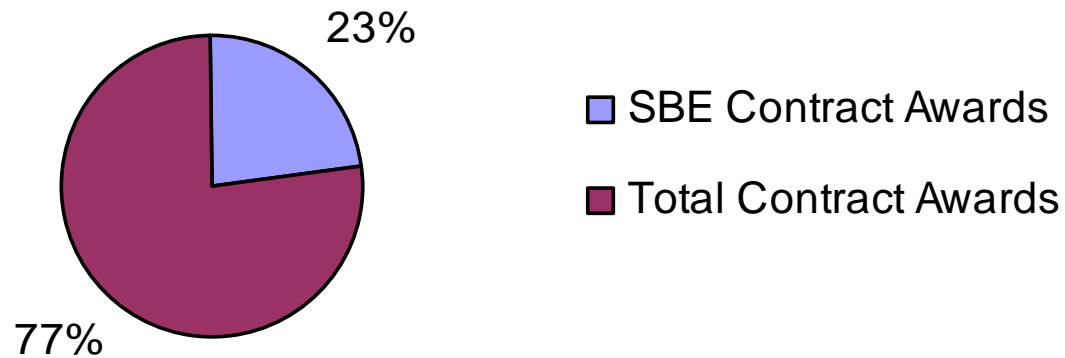
Total SBE participation is \$279,401,121, or 32% of total contract awards \$881,784,798 (based on 809 open contracts)



# New Construction

---

Total SBE participation is \$113,881,036, or 23% of total contract awards \$488,886,384 (based on 51 contracts)



# New Construction: SBE Primes

SBE prime contractors were awarded \$59,052,848, or 12% of total contract awards valued at \$488,886,383.

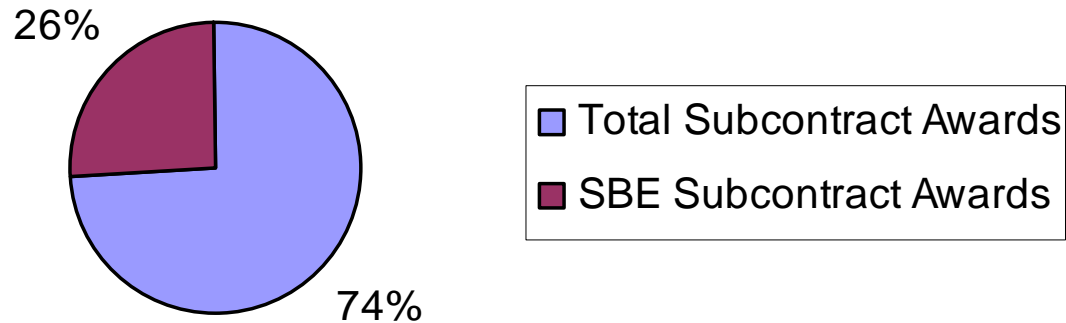
(Project Area) Table 1	PRIME CONTRACT AWARDS	SBE PRIME CONTRACT AWARDS	SBE PARTICIPATION %
LOCAL DISTRICT A	\$ 93,421,666.00	\$ 497,000.00	0.5%
LOCAL DISTRICT B	\$ 75,947,694.00	\$ 5,818,000.00	7.7%
LOCAL DISTRICT C			
LOCAL DISTRICT D	\$ 17,860,882.00		
LOCAL DISTRICT E	\$ 36,882,319.00	\$ 17,410,819.00	47.2%
LOCAL DISTRICT F	\$ 25,379,774.00	\$ 20,037,344.00	79.0%
LOCAL DISTRICT G	\$ 52,032,000.00	\$ 6,148,000.00	11.8%
LOCAL DISTRICT H	\$ 30,027,438.00	\$ 4,687,438.00	15.6%
LOCAL DISTRICT I	\$ 8,105,000.00		
LOCAL DISTRICT J	\$ 146,051,610.00	\$ 1,276,247.00	0.9%
LOCAL DISTRICT K	\$ 3,178,000.00	\$ 3,178,000.00	100.0%
<b>TOTAL</b>	<b>\$ 488,886,383.00</b>	<b>\$ 59,052,848.00</b>	<b>12%</b>

**Special Note:** Analysis based on 51 new construction contracts, of which 20 are awarded to SBE prime contractors.

# New Construction: SBE Subs

---

SBE subcontractors were awarded \$54,828,188, or 26% of all subcontract awards valued at \$209,11,305.



**Note:** 514 subcontracts; 80 SBE subcontracts.

---

# Existing Facilities (formal contracts)

Total Existing Facilities contract awards to SBE firms is \$161,666,325, or 43% of total contracts valued at \$376,619,071.

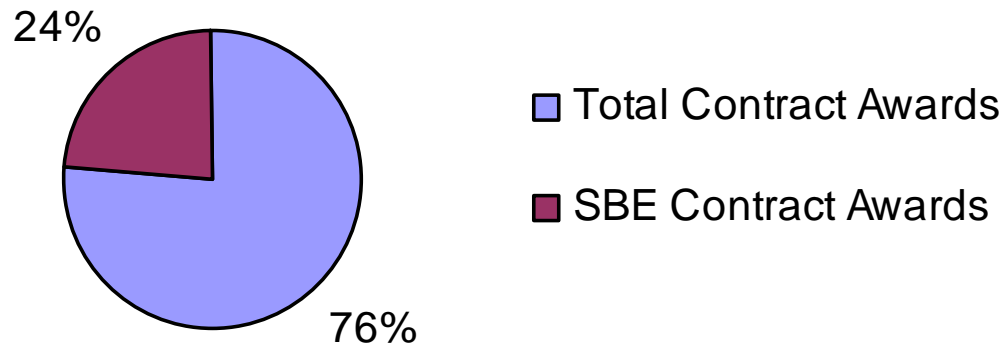
	TOTAL PRIME CONTRACT AWARDS	SBE PRIME CONTRACT AWARDS	SBE PARTICIPATION %
LOCAL DISTRICT A	\$ 22,470,619.00	\$ 10,490,064.00	46.68%
LOCAL DISTRICT B	\$ 53,036,283.00	\$ 24,321,372.00	45.86%
LOCAL DISTRICT C	\$ 23,541,300.00	\$ 12,118,982.00	51.48%
LOCAL DISTRICT D	\$ 38,868,731.00	\$ 19,334,756.00	49.74%
LOCAL DISTRICT E	\$ 40,348,324.00	\$ 17,288,802.00	42.85%
LOCAL DISTRICT F	\$ 43,985,792.00	\$ 15,088,261.00	34.30%
LOCAL DISTRICT G	\$ 31,977,036.00	\$ 21,699,272.00	67.86%
LOCAL DISTRICT H	\$ 16,491,257.00	\$ 5,022,583.00	30.46%
LOCAL DISTRICT I	\$ 14,461,319.00	\$ 7,215,853.00	49.90%
LOCAL DISTRICT J	\$ 29,778,921.00	\$ 9,648,132.00	32.40%
LOCAL DISTRICT K	\$ 36,483,248.00	\$ 17,709,033.00	48.54%
Various Local Districts	\$ 25,176,241.00	\$ 1,729,215.00	6.87%
<b>TOTAL</b>	<b>\$ 376,619,071.00</b>	<b>\$ 161,666,325.00</b>	<b>42.93%</b>

**Special Note:** Table 3 does not include contract awards executed under Existing Facilities' informal contracting process. Total contract award amount is based on 525 open contracts; 301 awarded to SBE prime contractors.

# Architecture & Engineering

---

Total contract awards to A&E firms are valued at \$16,279,344, of which \$3,853,760, or 24% is awarded to SBE firms.



# Small Business Outreach Activities

---

- ❑ **Small Business Boot Camp Series II**
  - ❑ **Safety & Technology Symposium**
  - ❑ **School Opening Symposium**
  - ❑ **Advertising Campaign**
  - ❑ **Community Press Campaign**
-

# Next Steps

---

- ❑ Report SBE Utilization Data for Professional Services
  - ❑ List and track SBE subconsultant participation in A&E and Professional Services contracts.
  - ❑ Track payments to SBE Firms
  - ❑ Report SBE Utilization data for Existing Facilities (Informal Contracts)
  - ❑ Mapping of Political Jurisdictions
-