

High School Instructional Guide For Chemistry



Division of Instruction
Publication No.

Los Angeles Unified School District High School Instructional Guide for Biology Table of Contents

Contents	Pages
Acknowledgements	iii
Foreword	vii
Science Instructional Guide Overview	viii
Graphic Organizer of the Science Instructional Guide	x
Section I. Overview of Major District Initiatives	
A. Excerpts from the Secondary Literacy Plan	1-1
B. The Nine Principles of Learning	1-2
C. Culturally Relevant Teaching Methods to Close the Achievement Gap	1-4
D. Small Learning Communities	1-6
E. Urban Systemic Program Grants (USP)-Los Angeles (LAUSP)	1-7
F. Mathematics and Science Partnership Grants (MSP); System-Wide Change for All Learners and Educators (S.C.A.L.E)	1-7
Section II. Overview of State of California Documents	
A. California Content Standards	2-1
B. Science Framework for California Public Schools	2-1
C. California Standards for the Teaching Profession	2-2
Section III. Science Pedagogy	
A. Instruction, Learning Transfer, Inquiry	3-1
B. Principles and Domains of Culturally Relevant and Responsive Pedagogy	3-4
C. Science Disciplinary Literacy	3-5
Section IV. Overview of Assessment	
A. Concepts for Assessment in Science	4-1
B. LAUSD Periodic Assessments in Science	4-1
C. Scoring of Periodic Assessments	4-4
D. Unit Reflection and Intervention	4-4
E. Sample Periodic Assessment Items	4-5
Section V. Chemistry	
A. Introduction to the Chemistry Section	5-1
B. Chemistry Periodic Assessments Organizer	5-2
C. Graphic Organizer for Chemistry	5-3
D. Legend for Matrix Chart	5-4
E. LAUSD – Chemistry Matrix Chart	5-5
F. Performance Tasks for Chemistry	5-59
Section VI. Sample Immersion (Extended Investigation) Project for	
Chemistry	

Chemistry

A. Chemistry Immersion Unit 6-1

Section XI. Appendices

B. References and Suggested Readings 7-1

C. Suggested Readings for Culturally Responsive Instruction 7-3

D. Mathematics Science Technology Centers 7-4

E. District Secondary Science Personnel 7-8

F. Recommended Programs and Contacts 7-10

ACKNOWLEDGMENTS

This publication reflects the collaborative effort of the many educators. This revision of Publication No. SC-863.19 (Revised 2001) is based on the *Science Content Standards for California Public Schools, Kindergarten Through Grade 12*. Appreciation is extended to the following educators who worked on the past and present publications:

Local District Personnel

District 1	Luis Rodriguez	Science Specialist
District 2	David Kukla	Science Specialist
District 3	Karen Jin	Science Expert
District 4	Dr. Thomas W. Yee	Science Specialist
District 5	Robert Scott	Science Expert
District 5	Michele Parsons	Science Expert
District 6	Pamela H. Williams	Science Expert
District 6	Catherine Duong	Science Advisor
District 7	Roman Del Rosario	Science Expert
District 7	Tina Perry	Science Advisor
District 8	Gilbert Samuel	Science Expert

Science Advisory Panel

	Cheryl Tibbals	Educational Consultant
Local District 6	Dale Vigil	Superintendent
Lowman MST Center	Daniel McDonnell	Science Advisor
Secondary Science Branch	Dr. Athaur Ullah	Director
Kennedy High School	Gerardo Vaquerano	Teacher
Foshay Learning Center	Karel Lilly	Teacher
Local District 3	Karen Jin	Science Expert
UTLA	Linda Guthrie	Vice President Secondary Ed.
Instructional Support Services	Liza Scruggs	Assistant Superintendent
Local District 1	Luis Rodriguez	Science Specialist
Holly wood High School	Marissa Hipol	Teacher
ALA	Mike O'Sullivan	President
Local District 6	Pamela H. Williams	Science Expert
Wilson High School	Phil Naimo	Principal
Local District 7	Scott Braxton	High School Director
San Pedro High School	Stephen Walters	Principal
Parent Community Branch	Zella Knight	Representative

Math Science Technology Center Advisors

East Los Angeles MST Center	Angela Okwo
Lowman MST Center	Daniel McDonnell
Van Nuys MST Center	Dave Hicks
Westside MST Center	Henry Ortiz
San Pedro MST Center	John Zavalney

UTLA Approved Design Team

District 1

R. Natasha Galvez	Chatsworth High School
Ben Vallejo	Chatsworth High School
Patricia Moran	Cleveland High School
Sarkis Margossian	Monroe High School
Mary Stepter	Monroe High School
Barbara Scott	Valley New HS #1

District 2

Karen Evens	Grant High School
Barbara Donatella	Sylmar High School
Jonathan Hayes	Sylmar High School
Cathy Uchida	Verdugo Hills High School

District 3

Davina Bradley	Dorsey High School
Karen Laramay	Hamilton High School
Irina Balan	Los Angeles High School

District 4

Bong Le	Belmont High School
Joe Llamas	Belmont High School
Edgar Ticzon	Eagle Rock High School
Richard Redman	Franklin High School
Patricia Baker	Hollywood High School
Marissa Hipol	Hollywood High School
Catherine Devine	Marshall High School

District 5

Lanny Larsen	Bravo Medical Magnet
Michael Morgan	Bravo Medical Magnet
Larry Quimby	Bravo Medical Magnet

Naomi White Jefferson High School
Ron Ozuna Roosevelt High School

District 6

Lisa Kramer Elizabeth Learning Center
Jay Estabrook South Gate High School
Gary Fong South Gate High School
Pamela Higgins South Gate High School
Terri Stevens Sought Gate High School

District 7

Leticia Perez Fremont High School
Pedro DeLeon Foshay Learning Center
Natalie Tran Jordan High School
Vanessa Morris Locke High School
Eric Wheeler Manual Arts High School

District 8

Tammy Bird-Beasley Carson High School
Elizabeth Garcia Carson High School
Kevin McManus Gardena High School
Chris Nsor Gardena High School
Elaine Gima Narbonne High School
Kim Monson Narbonne High School

IFL

William Tarr IFL – Science Liason
Patty MCGruder IFL – District Liason

AEMP

Dr. Noma Le Moine Director
Carlos C. Barron Instructional Specialist

Instructional Guide Coordinator

Diane L. Watkins, High School Science Coordinator

Instructional Guide Consultant

Cheryl Tibbals

LAUSD Central Office

Don Kawano, Middle School Science Coordinator

Myrna H. Estrada, ICS 1 Science Expert

Athaur Ullah, Ed.D, Director of Science

Liza G. Scruggs, PhD., Assistant Superintendent,
Division of Instructional Support Services

APPROVED:
RONNI EPHRAIM
Chief Instructional Officer

Los Angeles Unified School District

Foreword

Former New York Mayor Rudy Giuliani is well known for the simple two-word sign on his desk, "I'm Responsible." This sign was strategically placed to remind both the mayor and visitors that true success comes from co-accountability and co-responsibility. In a coherent instructional system, everyone is responsible for student learning and student achievement. The question we need to constantly ask ourselves is, "How are our students doing?"

The starting point for an accountability system is a set of standards and benchmarks for student achievement. Standards work best when they are well defined and clearly communicated to students, teachers, administrators, and parents. The focus of a standards-based education system is to provide common goals and a shared vision of what it means to be educated. The purposes of a periodic assessment system are to diagnose student learning needs, guide instruction and align professional development at all levels of the system.

The Los Angeles Unified School District is re-designing elementary and secondary instruction. *Putting Students First* is our District's plan to improve the academic achievement of all students.

The primary purpose of this Instructional Guide is to provide teachers and administrators with a tool for determining what to teach and assess. More specifically, the Instructional Guide provides a "road map" and timeline for teaching and assessing the *Science Content Standards for California Public Schools*.

I ask for your support in ensuring that this tool is utilized so students are able to benefit from a standards-based system where curriculum, instruction, and assessment are aligned. In this system, curriculum, instruction, and assessment are tightly interwoven to support student learning and ensure **ALL** students have equal access to a rigorous curriculum.

We must all accept responsibility for closing the achievement gap and improving student achievement for all of our students.

Roy Romer
Superintendent of Schools

Science Instructional Guide Overview

The *Science Instructional Guide* for Integrated/Coordinated Science, Biology and Chemistry provides a contextual map for teaching all of the California Science Standards. The *Guide* provides the foundation for building a classroom curriculum and instructional program that engages *all* students in rigorous and dynamic learning. Aligned to the California Science Standards and the *Science Framework for California Public Schools*, the instructional resources in this *Guide* support District initiatives to close the achievement gap and raise all students to “proficient” performance in science. The *Science Instructional Guide* is one part of a “systemic” approach to the teaching of science that aligns curriculum, instruction, assessment, and professional development which is made systemically coherent through local district professional development.

Background

The State of California established the Standardized Testing and Reporting (STAR) Program to evaluate programs and determine student proficiency on the content standards for Language Arts, Mathematics, Science, and Social Studies. The STAR Program tests 5th Grade students with a California Standards Test (CST) in science that is aligned to the grades 4 and 5 California standards. Specific California Standards Tests are also given at the high school level for grades 9 - 11.

The STAR Program is also used by California to meet some of the requirements of the *No Child Left Behind* (NCLB) Act (PL 107-110), signed into law in January 2002. The Federal NCLB Legislation specifies a timeline that requires states to adopt either grade-level content standards, aligned to benchmarked standards, in English, mathematics and science. Once these content standards are adopted, states

must phase in assessments aligned to their adopted content standards. The NCLB science requirement specifies that, by the 2007-08 school year, states should give standards-aligned assessments in science at least once in the grade spans 3-5, 6-9, and 10-12. In 2007, there will be a test in Grade 8 focused on the Grade 8 content standards and a test at Grade 10 focused on the Grade 6-8 Life Science and high school Biology/Life Science standards. The 5th Grade CST will be used for both the STAR Program and the NCLB requirement. The results of these assessments, as well as those in English and mathematics, are used in the states’ accountability programs as one of several indicators for schools’, districts’, and states’ Adequate Yearly Progress (AYP). Schools, districts, and states that do not meet their AYP targets may face Federal sanctions under NCLB.

The purpose of this *Instructional Guide* and the accompanying periodic assessments is to: 1) provide teachers with the support needed to ensure that students have received the science content specified by the *Science Content Standards for California Public Schools*, and 2) to provide direction for instruction or additional resources that students may require in order for to become proficient in the science course being studied. This *Guide* is intended to be the foundation of a standards-based instructional program in science which the local district, school and classroom will enrich and expand based on local expertise and available resources.

The Role of the *Instructional Guide* to Support Instruction

The *Instructional Guide* is a foundation for the teaching of science in Integrated/Coordinated Science I, Biology, and Chemistry. The guide is designed to provide support for teachers with instructional resources to assist them in their implementation of a standards-based program. The *Guide* is designed as a resource to support the implementation of a balanced instructional program that employs

myriad learning activities to produce the conceptual understanding of scientific phenomena.

This *Guide* should be used at the local district level as a foundation for the development of an instructional program that best utilizes the expertise and resources within that local district. In implementing this *Guide*, it is suggested that teachers work together to select the best combination of resources to meet their instructional goals and the specific learning needs of their students. Therefore, this *Guide* focuses on the efficient use of all instructional resources found in many LAUSD schools and those available through many of the Mathematics Science Technology (MST) Centers.

Another role of this Guide is to support the use of periodic diagnostic assessments to ensure that students have access to the *Science Content Standards for California Public Schools*. Proficiency of the K - 12 science standards will provide a strong foundation by which students may go on to become “scientifically literate” citizens of the 21st century.

Organization of the Science Instructional Guide

The Science Instructional Guides for Biology and Chemistry are organized into three “Instructional Components” that map out the academic year. The *Instructional Guide* for Integrated/Coordinated Science I is mapped into four instructional components. Included in each instructional component for Integrated/Coordinated Science I, Biology and Chemistry are the following:

- **Standards for Instructional Component**
- **Standard Groups**
- **Key Concepts**
- **Analyzed Standards**
- **Instructional Activities and Resources**
- **Immersion Units (extended science investigations)**

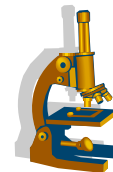
Immersion units are extended science investigations (four weeks or more). The use of an immersion unit is an instructional task that combines and applies concepts to ensure that all students engage in an extended scientific investigation at least once per year. The immersion projects will provide all students with the opportunity to:

- **Investigate a scientific topic in-depth over an extended period of time.**
- **Gather data that tests the hypothesis.**
- **Confront conflicting evidence.**
- **Draw conclusions and reflect on those conclusions.**

These immersion units are an ideal way of deepening inquiry in science, supporting personalized learning and can be used in Small Learning Community settings. These extended investigations also support culturally responsive pedagogy; all students use both deductive and inductive reasoning to build concepts and make connections to prior experience and cultures.

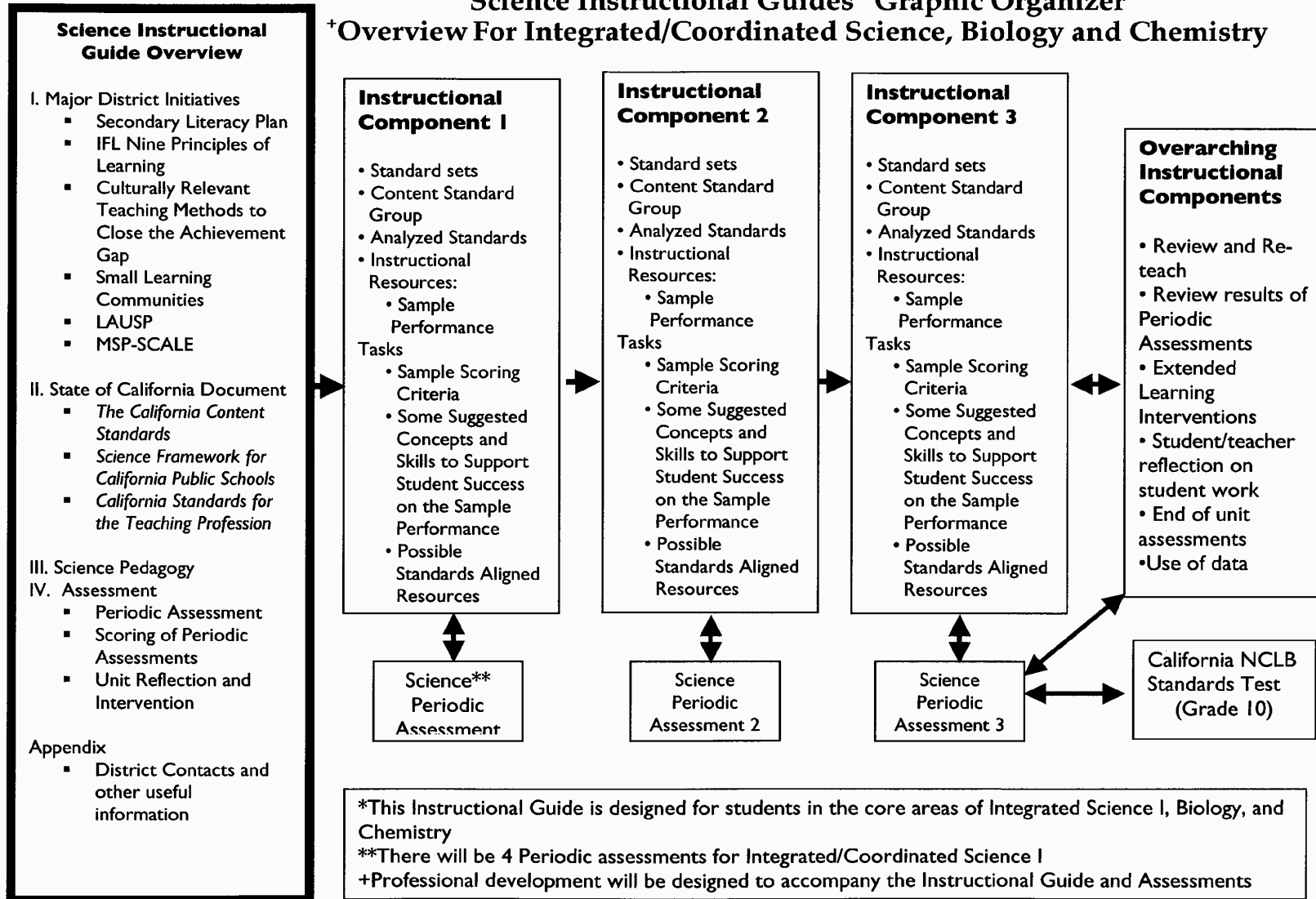
Appendix

An Appendix with District contacts and other useful information is included at the end of this *Instructional Guide*.



Science Instructional Guides* Graphic Organizer

+Overview For Integrated/Coordinated Science, Biology and Chemistry



I. Major District Initiatives

The Science Instructional Guide and Periodic Assessment are part of the larger District Periodic Assessment System that will support major Los Angeles Unified School District Initiatives:

- Secondary Literacy Plan,
- Institute For Learning (IFL)- Nine Principles of Learning,
- Closing the Achievement Gap: Improving Educational Outcomes for Under-Achieving Students Initiative,
- Small Learning Communities,
- The Los Angeles Urban Systemic Program and
- The Mathematics Science Program for System-Wide Change for All Learners and Educators (S.C.A.L.E.).

Excerpts from the Secondary Literacy Plan

The goal of the Los Angeles Unified School District's *Secondary Literacy Plan* is to enhance the District's efforts to provide learning opportunities and instruction to enable all middle and high school students to perform rigorous work and to meet or exceed proficiency in each content area. The plan is designed to address student and teacher needs and overcome challenges commonly faced in middle and high school today. The purposes of the plan include the following:

To address literacy in all content areas.

- To help secondary teachers define their role in teaching reading and writing in their content areas.
- To help struggling students with basic reading and writing skills and to provide differentiated support.
- To train secondary content area teachers to provide additional, differentiated support for students who lack basic reading and writing skills.
- To change the institutional culture and school structures of traditional middle and high schools that often

isolate teachers and students and act as barriers to learning and change.

To meet the challenges of the *Secondary Literacy Plan* some of the following actions are to:

- Develop instructional guides to support standards-based instruction for specific content areas.
- Communicate that content literacy addresses the development of literacy and content knowledge simultaneously.
- Organize instruction at the secondary level to create and support learning conditions that will help all students succeed.
- Implement a coherent ongoing professional development plan that will provide content area teachers with content-specific knowledge and expertise to meet the varied learning and literacy needs of all students.
- Structure of an organizational design (literacy cadres and coaches) that will enhance all school's capacity to address the teaching of students with diverse learning needs. Create an infrastructure that will include instructional models to support expert teaching of content aligned to the standards.
- Differentiate instructional programs to meet the varied needs of all students, particularly those who need extensive accelerated instruction in decoding, encoding, and reading fluency

The Division of Instructional Support Services is presently engaged in a comprehensive review of all intervention strategies and programs. The office will bring forward recommendations that will better define our intervention programs and ensure that all interventions are research-based, effective and correlated to classroom instruction. The office will identify specific interventions and recommendations for grades K through 12 including a comprehensive review of the present

summer school and intercession, and other interventions programs. It is critical that as we implement standards-based instruction, that we have the capacity to diagnose student weaknesses and prescribe specific interventions that will help correct those weaknesses. In accomplishing this goal, we will need to: identify in-class strategies, extended day strategies, and strategies that can be implemented in summer school and intercession programs. Professional development must be provided so that all teachers are taught instructional approaches that support success for all students.

Figure 1 illustrates an overview of the Secondary Literacy Plan Components and shows the "content connections" among the disciplines of Science, English Language Arts, Mathematics, and Social Studies. The interaction of the standards, professional development, assessment and evaluation combine to form an interactive system that promotes content literacy.

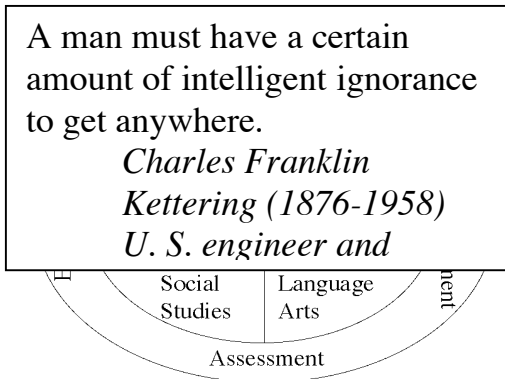


Figure 1- Secondary Literacy Chart

B. The Nine Principles of Learning

The Nine Principles of Learning from the Institute for Learning provide the theoretical foundation of research-based instructional practices that provide the foundation for the Secondary Redesign Comprehensive Plan. These nine principles are embedded throughout the Instructional Guide and underscore the beliefs of the Los Angeles Unified School District.

An effort-based school replaces the assumption that aptitude determines what and how much students learn with the assumption that sustained and directed effort can yield high achievement for all students. Everything is organized to evoke and support this effort, to send the message that effort is expected and that tough problems yield to sustained work. High minimum standards are set and assessments are geared to the standards. All students are taught a rigorous curriculum aligned to the standards, along with as much time and expert instruction as they need to meet or exceed expectations. This principle is one of the guiding beliefs common in every school in the Los Angeles Unified School District.

• Clear Expectations

If we expect all students to achieve at high levels, then we need to define explicitly what we expect students to learn. These expectations need to be communicated clearly in ways that get them "into the heads" of school professionals, parents, school communities and, above all, students themselves. Descriptive criteria and models of work that meets standards should be publicly displayed, and students should refer to these displays to help them analyze and discuss their work. With visible accomplishment targets to aim toward at each stage of learning, students can participate in evaluating their own work and setting goals for their own efforts.

• Fair and Credible Evaluations

If we expect students to put forth sustained effort over time, we need to use assessments that students find fair, and that parents, community, and employers find credible. Fair evaluations are ones that students

can prepare for: therefore, tests, exams and classroom assessments as well as the curriculum must be aligned to the standards. Fair assessment also means grading against absolute standards rather than on a curve, so students clearly see the results of their learning efforts. Assessments that meet these criteria provide parents, colleges, and employers with credible evaluations of what individual students know and can do.

• Recognition of Accomplishment

If we expect students to put forth and sustain high levels of effort, we need to motivate them by regularly recognizing their accomplishments. Clear recognition of authentic accomplishment is the hallmark of an effort-based school. This recognition can take the form of celebrations of work that meets standards or intermediate progress benchmarks en route to the standards. Progress points should be articulated so that, regardless of entering performance level,

• Socializing Intelligence

every student can meet real accomplishment criteria often enough to be recognized frequently. Recognition of accomplishment can be tied to an opportunity to participate in events that matter to students and their families. Student accomplishment is also recognized when student performance on standards-based assessments is related to opportunities at work and in higher education.

• Academic Rigor in a Thinking Curriculum

Thinking and problem solving will be the "new basics" of the 21st century, but the common idea that we can teach thinking without a solid foundation of knowledge must be abandoned, so must the idea that we can teach knowledge without engaging students in thinking. Knowledge and

• Self-management of Learning

thinking are intimately joined. This implies a curriculum organized around major concepts that students are expected to know

deeply. Teaching must engage students in active reasoning about these concepts. In every subject, at every grade level, instruction and learning must include

• Accountable Talk

commitment to a knowledge core, high thinking demand, and active use of knowledge.

Talking with others about ideas and work is fundamental to learning but not all talk sustains learning. For classroom talk to promote learning it must be accountable to the learning community, to accurate and appropriate knowledge, and to rigorous thinking. Accountable talk seriously responds to and further develops what others in the group have said. It puts forth and demands knowledge that is accurate and relevant to the issue under discussion.

Accountable talk uses evidence appropriate to the discipline (e.g., proofs in mathematics, data from investigations in science, textual details in literature, documentary sources in history) and follows established norms of good reasoning.

Teachers should intentionally create the norms and skills of accountable talk in their classrooms.

Intelligence is much more than an innate ability to think quickly and stockpile bits of knowledge. Intelligence is a set of problem-solving and reasoning capabilities along with the habits of mind that lead one to use those capabilities regularly.

Intelligence is equally a set of beliefs about one's right and obligation to understand and make sense of the world, and one's capacity to figure things out over time. Intelligent habits of mind are learned through the daily expectations placed on the learner by calling on students to use the skills of intelligent thinking, and by holding them responsible for doing so, educators can "teach" intelligence. This is what teachers normally do with students from whom they expect achievement; it should be standard practice with all students.

If students are going to be responsible for the quality of their thinking and learning, they need to develop and regularly use an

array of self-monitoring and self-management strategies. These meta-cognitive skills include noticing when one doesn't understand something and taking steps to remedy the situation, as well as formulating questions and inquiries that let one explore deep levels of meaning.

• Tenet 1 - Students Opportunity to Learn (Student-Focused):

Students also manage their own learning by evaluating the feedback they get from others; bringing their background knowledge to bear on new learning; anticipating learning difficulties and apportioning their time accordingly and judging their progress toward a learning goal. These are strategies that good learners use spontaneously and that all students can learn through appropriate instruction and socialization. Learning environments should be designed to model and encourage the regular use of self-management strategies.

• Tenet 3 - Professional Development for Teachers and Staff Responsible for the Education of African American Students.

For many centuries most people learned by working alongside an expert who modeled skilled practice and guided novices as they created authentic products or performances for interested and critical audiences. This kind of apprenticeship allowed learners to acquire complex interdisciplinary knowledge, practical abilities, and

• Tenet 4 - Engage African American parents and community in education of African American students.

appropriate forms of social behavior, Much of the power of apprenticeship learning can be brought into schooling by organizing learning environments so that complex thinking is modeled and analyzed, and by providing mentoring and coaching as students undertake extended projects and develop presentations of finished work, both in and beyond the classroom.

C. Culturally Relevant Teaching Methods to Close the Achievement Gap

In June of 2000, the LAUSD Board of Education approved a resolution that called for an Action Plan to eliminate the disparities in educational outcomes for African American as well as other student groups. Five major tenets, along with their recommendations, performance goals, and evaluations are to be embedded into all District instructional programs. The Science Instructional Guide for Middle School Grades 6-8 supports these tenets that are:



Comprehensive professional development for administrators, teachers, counselors, and coaches on Culturally Responsive and

• Learning as Apprenticeship

Culturally Contextualized Teaching will ensure that instruction for African American students is relevant and responsive to their learning needs.

• Tenet 2 - Students' Opportunity to Learn (Adult-Focused):

The District will provide professional development in the Academic English Mastery Program (AEMP) to promote language acquisition and improve student achievement.

The District will make every effort to ensure that all staff (Central, Local District, and School Site) and all external support providers are adequately trained and have the pedagogical knowledge and skill to effectively enhance the academic achievement of African American students.

Parents should be given the opportunity and the tools to be effective educational advocates for their children. The District will continue to support the efforts of its schools to engage parents in the education of their children through improved communication among schools, teachers, and parents.

The disparities in educational outcomes for African American as well as other students will be systemically monitored and ongoing reflection and planning will occur at all levels in the District.

Culturally Relevant and Responsive Methods for increasing achievement outcomes for African American and other underachieving students of Color.

The following are basic assumptions upon which culturally relevant and responsive instruction and learning is built.

Basic Assumptions

Comprehensible: Culturally Responsive Teaching teaches the whole child. Culturally Responsive teachers develop intellectual, social emotional, and political learnings by using cultural references to impart knowledge, skills, and attitudes.

Multidimensional: Culturally Responsive Teaching encompasses content, learning context, classroom climate, student-teacher relationships, instructional techniques, and performance assessments.

Empowering: Culturally Responsive Teaching enables students to be better human beings and more successful learners. Empowering translates into academic competence, personal confidence, courage, and the will to act.

Transformative: Culturally Responsive Teaching defies conventions of traditional educational practices with respect to ethnic students of color. It uses the cultures and experience of students of color as worthwhile resources for teaching and learning, recognizes the strengths of these students and enhances them further in the instructional process. Culturally Responsive Teaching transforms

teachers and students. It is in the interactions with individual educators that students are either empowered or alternately, disabled - personally and academically.

Emancipatory: Culturally Responsive Teaching is liberating. It makes authentic knowledge about different ethnic groups accessible to students and the validation, information, and pride it generates are both psychologically and intellectually liberating.

D. Small Learning Communities

The Los Angeles Unified School District is committed to the learning of every child.

That commitment demands that every child has access to rich educational opportunities and supportive, personalized learning environments. That commitment demands that schools deliver a rich and rigorous academic curriculum and that students meet rigorous academic standards.

Correspondingly, the large, industrial model schools typical of urban areas will be reconfigured and new schools will be built and/or organized to accommodate Small Learning Communities. These communities will be characterized by:

- Personalized instruction
- Respectful and supportive learning environments
- Focused curriculum
- Rigorous academic performance standards
- Continuity of instruction
- Continuity of student-teacher relationships
- Community-based partnerships
- Joint use of facilities
- Accountability for students, parents, and teachers
- Increased communication and collaboration
- Flexibility and innovation for students, parents, and teachers

The LAUSD is committed to the redesign of its schools. That commitment includes the willingness to treat students as individuals and the willingness to allow each school to

fulfill the goals of the Small Learning Community ideals in the uniqueness of its own setting.

Every honest researcher I know admits he's just a professional amateur. He's doing whatever he's doing for the first time. That makes him an amateur. He has sense enough to know that he's going to have a lot of trouble, so that makes him a professional.

Charles Franklin Kettering (1876-1958) U. S. engineer and inventor.

E. The Los Angeles Urban Systemic Program (LAUSP)

The Urban Systemic Program (USP) is a national initiative sponsored by the National Science Foundation (NSF). The grant is reviewed yearly by the NSF and will sunset 2004-2005. The USP is built upon the foundation of the previous LA-SI (Los Angeles Urban Systemic Initiative) Program to improve Mathematics, Science, and Technology education.

The USP is focusing on enhancing the following components: standards-based curriculum, instructional methods, instructional materials, assessment, and professional development. These goals are being addressed by:

- Evaluating the system's science and mathematics infrastructure, the needs of the workforce, workforce competency and workforce capacity to deliver the curriculum.
- Aligning curriculum to be standards-based for all students.

- Providing differentiated professional development in content and pedagogy in standards-based curriculum.
- Encouraging enrollment in advanced mathematics and science courses.

F. Mathematics, Science, Partnership Grants - System-wide Change for All Learners and Educators (S.C.A.L.E)

The S.C.A.L.E. partnership is a five year NSF grant program that brings together mathematicians, scientists, social scientists, engineers, technologists and education practitioners to build a whole new approach to enhancing mathematics and science education. The goal of S.C.A.L.E. is to improve the mathematics and science achievement of all students at all grade levels by engaging them in deep and authentic instructional experiences. One major component of the partnership is to have all students engaged in an extended (e.g., four weeks or more) scientific investigation at least once a school year.

I do not know what I may appear to the world; but to myself I seem to have been only like a boy playing on the seashore, and diverting myself in now and then finding of a smoother pebble or a prettier shell than ordinary, whilst the great ocean of truth lay all undiscovered before me.

Sir Isaac Newton (1642-1727) English physicist, mathematician.

The High School Instructional Guide for Chemistry is built upon the framework provided by the *Science Content Standards for California Public Schools*© 2000, the *California Standards for the Teaching Profession*, and the *Science Framework for California Public Schools*©2003. Each of these California documents has overarching implications for every grade level from Pre-K to 12.

II. State of California Documents

The *Science Content Standards for California Public Schools, Kindergarten through Grade 12* represents the content of science education and includes essential skills and knowledge students will need to be scientifically literate citizens in the twenty-first century. The *Science Framework for California Public Schools* is a blueprint for reform of the science curriculum, instruction, professional preparation and development, and instructional materials in California. The science standards contain precise descriptions of what to teach at specific grade levels; the framework extends those guidelines by providing the scientific background and the classroom context for teachers to use as a guide. The framework is intended to (1) organize the body of knowledge that student need to learn during their elementary and secondary school years; and (2) illuminate skills that will be used to extend that knowledge during the students' lifetimes. These documents drive science instruction in California.

A. The California Content Standards

The California content standards are organized in each assessment period for instructional purposes and continuity of scientific concepts. They provide the foundational content that each student should achieve. Simply dividing the standards by the number of instructional days and teaching each standard discretely is neither efficient nor effective. The *Framework* states, "effective science programs reflect a balanced, comprehensive approach that includes the teaching of investigation and experimentation skills

along with direct instruction and reading (p.11)." Teaching them in the same sequence as written also contradicts the *Framework* which states that "Investigation and experimentation cuts across all content areas...(p.11)"

The standards for, Biology and Chemistry are mapped into 3 assessment and instructional components. The standards for Integrated/Coordinated Science I are mapped into 4 assessment and instructional components. The teacher, student, administrator and public must understand that the standards reflect "the desired content of science curriculum..." and they "should be taught so that students have the opportunity to build connections that link science to technology and societal impacts (*Science Content Standards*, p. ix)." Thus, the standards are the foundation for understanding societal issues such as the environment, community health , natural resources , population and technologyl.

B. Science Framework for California Public Schools

The *Science Framework for California Public Schools* supports the California Science Content Standards. The *Framework* "establishes guiding principles that define attributes of a quality science curriculum at all grade levels...(p v -vi) "

These principles of an effective science education program address the complexity of the science content and the methods by which science content is effectively taught. The guiding principles are discussed in this Instructional Guide in the section entitled: "The Role of the *Instructional Guide* as a Resource to Support Instruction." These principles state that effective science programs:

- Are based on standards and use standards-based instructional materials.
- Develop students' command of the academic language of science used in the content standards.
- Reflect a balanced, comprehensive approach that includes the teaching of investigation and experimentation

skills along with direct instruction and reading.

- Use multiple instructional strategies and provide students with multiple opportunities to master content standards.
- Include continual assessment of students' knowledge and understanding with appropriate adjustments being made during the academic year.

C. California Standards for the Teaching Profession

The *California Standards for the Teaching Profession* provides the foundation for the teaching profession. These standards offer a common language and create a vision that enables teachers to define and develop their practice. Reflected in these standards is a critical need for all teachers to be responsive

• Standard for Creating and Maintaining Effective Environments for Student Learning

to the diverse cultural, linguistic, and socioeconomic backgrounds of their students. These standards, which take a holistic view of teaching that recognizes its complexity, are based upon expert advice and current research on the best teaching practices. *The California Standards for the Teaching Profession* provides a framework of six standards with thirty-two key elements that represent a developmental, holistic view of teaching, and are intended to meet the needs of diverse teachers and students. These standards are designed to help educators do the following:

- Reflect about student learning and practice;

• Standard for Understanding and Organizing Subject Matter for Student Understanding

- Formulate professional goals to improve their teaching practice and;
- Guide, monitor and assess the progress of a teacher's practice toward professional goals and professionally accepted benchmarks.

The teaching standards are summarized below. Further expansion and explanation of the key elements are presented in the complete text, *California Standards for the Teaching Profession*, which can be obtained from the California Commission on Teacher Credentialing at:

<http://www.ctc.ca.gov/reports/cstpreport.pdf>

Teachers build on students' prior knowledge, life experience, and interests to achieve learning goals for all students. Teachers use a variety of instructional strategies and resources that respond to students' diverse needs. Teachers facilitate challenging learning experiences for all students in environments that promote autonomy, interaction and choice.

Teachers actively engage all students in problem solving and critical thinking within and across subject matter areas. Concepts and skills are taught in ways that encourage students to apply them in real-life contexts that make subject matter meaningful. Teachers assist all students to become self-directed learners who are able to demonstrate, articulate, and evaluate what they learn.

Teachers create physical environments that engage all students in purposeful learning activities and encourage constructive interactions among students. Teachers maintain safe learning environments in which all students are treated fairly and respectfully as they assume responsibility for themselves and one another. Teachers encourage all students to participate in making decisions and in working independently and collaboratively. Expectation for student behavior are established early, clearly understood, and consistently maintained. Teachers make effective use of instructional time as they implement class procedures and routines.

Teachers exhibit strong working knowledge of subject matter and student development. Teachers organize curriculum to facilitate students' understanding of the central themes, concepts, and skills in the subject area. Teachers interrelate ideas and

information within and across curricular areas to extend students' understanding. Teachers use their knowledge of student development, subject matter, instructional resources and teaching strategies to make subject matter accessible to all students.

• Standard for Planning Instruction and Designing Learning Experiences for All Students

Teachers plan instruction that draws on and values students' backgrounds, prior knowledge, and interests. Teachers establish challenging learning goals for all students based on student experience, language, development, and home and school expectations, and include a repertoire of instructional strategies. Teachers use instructional activities that promote learning goals and connect with student experiences and interests. Teachers modify and adjust instructional plans according to student engagement and achievement.

• Standard for Assessing Student Learning

Teachers establish and clearly communicate learning goals for all students. Teachers collect information about student performance from a variety of sources. Teachers involve students in assessing their own learning. Teachers use information from a variety of on-going assessments to plan and adjust learning opportunities that promote academic achievement and personal growth for all students. Teachers exchange information about student learning with students, families, and support personnel in ways that improve understanding and encourage further academic progress. Teachers reflect on their teaching practice and actively engage in planning their professional development. Teachers establish professional learning goals, pursue opportunities to develop professional knowledge and skill, and participate in the extended professional community. Teachers learn about and work with local communities to improve their professional practice. Teachers communicate effectively with families and involve them in student learning and the school community.

Teachers contribute to school activities, promote school goals and improve professional practice by working collegially with all school staff. Teachers balance professional responsibilities and maintain motivation and commitment to all students.

These Standards for the Teaching Profession along with the Content Standards and the Science Framework provide guidance for our District to achieve the objective that all students achieve a "high degree of scientific literacy."



• Standard for Developing as a Professional Educator

III. Pedagogy for Science

Webster's defines pedagogy as: "1. the function or work of the teacher; teaching, 2. the art or science of teaching; education: instructional methods."

A. Instruction, Learning Transfer,

Inquiry

By the time students enter high school, they are required to shift from a middle school science focus on experiential based thinking to more abstract hypothetical thinking required by the High School Content standards and the Investigation and Experimentation (I&E) Standards described in the Science Framework for California Public Schools. For instance, in grade six the I&E Standards call for students to "develop a hypothesis" and "construct appropriate graphs from data and develop qualitative statements about the relationships between variables." This emphasis is consistent with the increased cognitive demand in middle school mathematics: "By the end of grade seven, students are adept at manipulating numbers and equations and understand the general principles at work... They graph linear functions and understand the idea of slope and its relationship to ratio." (Mathematics Framework for California Public Schools). By providing multiple opportunities for students to learn the science content by designing experiments, generating hypotheses, collecting and organizing data, representing data in tables and graphs, analyzing the results and communicating the findings, students are developing and applying mathematical concepts in multiple contexts. This process facilitates the development of students' hypothetical thinking operations and provides the foundation for transfer of learning not only between mathematics and science but also to other disciplines and creates the need to use these mathematical and scientific tools in the students' everyday lives.

In learning the science content standards in grade eight, as well as in grades six and seven, students will need multiple opportunities to "plan and conduct a scientific investigation to test a hypothesis... construct appropriate graphs from data and develop quantitative statements about the relationships between variables,... apply simple mathematic relationships to determine a missing quantity in a mathematic expression, given the two remaining terms... Distinguish between linear

and nonlinear relationships on a graph of data" as described in the Standards. Focusing instruction on the acquisition of these mathematical and scientific tools will ensure that "Students... are prepared to undertake the study of algebra... in grade eight... and will be on the pathway for success in high school science." (Science Framework for California Public Schools)

To ensure that students are prepared for the quantitative and abstract nature of high school science, there should be a continued emphasis on the inquiry-based instructional model described in the District's Elementary Instructional Guide. This model includes many common elements or phases described in the research literature on how students best learn science concepts. The research clearly points out that inquiry involves asking a question, making observations related to that question, planning an investigation, collecting relevant data, reflecting on the need to collect additional data, analyzing the data to construct plausible explanations, and then communicating findings to others.

Such a process is at the heart of the immersion units (extended inquiry) described in both the elementary and secondary instructional guides. To help science teachers plan and organize their immersion and other inquiry-based units the following process can serve as a guide:

- Phase 1. Students are engaged by a scientific question, event, or phenomenon. A connection is made to what they already know. Questions are posed in ways that motivate students to learn more.
- Phase 2. Students explore ideas through direct, hands-on investigations that emphasize observation, solve problems, formulate and test explanations, and create and discuss explanations for what they have observed.
- Phase 3. Students analyze and interpret data they have collected, synthesize their ideas, and build concepts and new models with the support of their teacher. The interaction between teachers and students using other sources of scientific knowledge allows learners to clarify concepts and explanations that have been developed.
- Phase 4. Students apply their new understanding to new settings including real life situations to extend their new knowledge.

- Phase 5. Students, with their teacher, not only review and assess what they have learned, but also how they have learned it.

There are many factors that should be included in such instructional models to ensure the transfer of learning to new settings¹. One such factor that affects transfer of learning is the degree of mastery of initial learning. Initial learning is influenced by the degree to which students learn with understanding rather than memorizing a set of facts or procedures. Students must be provided with enough time for them to process information. Attempts to cover too many topics too quickly may inhibit later transfer because students only remember isolated facts or are introduced to organizing concepts they cannot grasp because they do not have enough specific information related to what they are learning.

Motivation is a factor that affects the amount of time students are willing to spend on science learning. Students who have “choice and voice” in investigations they are conducting, who engage in novel experiences, and who encounter unexpected outcomes usually develop the intrinsic motivation associated with long-term, sustainable intellectual growth that characterizes effective learning transfer. Knowing that one is contributing something meaningful to others (in cooperative groups) is particularly motivating. Learners are also motivated when they are able to see the usefulness of learning and when they can use what they have learned to do something that has an impact on others. Examples include tutoring or helping younger students learn science or participatory science nights for parents, community members and other students. Seeing real life application of what students have learned creates the so-called “Aha” response when they fit concepts learned to actual situations. Such transfer can be very motivating to students.

A crucial element of learning transfer is related to the context of learning. Knowledge or concepts that are taught in a single context are less likely to support transfer than is knowledge that is taught and experienced in multiple contexts. Students exposed to several contexts are more likely to abstract and intuit common features of experience and by so doing develop a more flexible representation of knowledge. To accomplish all of this, teachers of science²:

- Plan an inquiry-based science program for their students

1. How People Learn, Expanded Edition; Bransford, John D; Chapter 3, Learning and Transfer; National Academy Press; Washinton D.C.; 2000

- Guide and facilitate learning
- Use standards aligned texts and supplemental materials
- Engage in ongoing assessment of both their teaching and student learning
- Design and manage learning environments that provide students with the time, space, and resources needed for learning science
- Develop communities of science learners that reflect the intellectual rigor of science inquiry and the attitudes and social values conducive to science learning
- Actively participate in the ongoing planning and development of the school science program

The following chart provides a way to gauge instructional transfer by monitoring student behavior or by using possible teacher strategies. The chart is adapted with permission from BSCS (Biological Science Curriculum Study) and is intended to be used to assess units of study rather than individual lessons:



The Learning Cycle

Stage of Inquiry in an Inquiry-Based Science Program	Possible Student Behavior	Possible Teacher Strategy
Engage	Asks questions such as, Why did this happen? What do I already know about this? What can I find out about this? How can I solve this problem? Shows interest in the topic.	Creates interest. Generates curiosity. Raises questions and problems. Elicits responses that uncover student knowledge about the concept/topic.
Explore	Thinks creatively within the limits of the activity. Tests predictions and hypotheses. Forms new predictions and hypotheses. Tries alternatives to solve a problem and discusses them with others. Records observations and ideas. Suspends judgment. Tests idea	Encourages students to work together without direct instruction from the teacher. Observes and listens to students as they interact. Asks probing questions to redirect students' investigations when necessary. Provides time for students to puzzle through problems. Acts as a consultant for students.
Explain	Explains their thinking, ideas and possible solutions or answers to other students. Listens critically to other students' explanations. Questions other students' explanations. Listens to and tries to comprehend explanations offered by the teacher. Refers to previous activities. Uses recorded data in explanations.	Encourages students to explain concepts and definitions in their own words. Asks for justification (evidence) and clarification from students. Formally provides definitions, explanations, and new vocabulary. Uses students' previous experiences as the basis for explaining concepts.
Elaborate	Applies scientific concepts, labels, definitions, explanations, and skills in new, but similar situations. Uses previous information to ask questions, propose solutions, make decisions, design experiments. Draws reasonable conclusions from evidence. Records observations and explanations	Expects students to use vocabulary, definitions, and explanations provided previously in new context. Encourages students to apply the concepts and skills in new situations. Reminds students of alternative explanations. Refers students to alternative explanations.
Evaluate	Checks for understanding among peers. Answers open-ended questions by using observations, evidence, and previously accepted explanations. Demonstrates an understanding or knowledge of the concept or skill. Evaluates his or her own progress and knowledge. Asks related questions that would encourage future investigations.	Refers students to existing data and evidence and asks, What do you know? Why do you think...? Observes students as they apply new concepts and skills. Assesses students' knowledge and/or skills. Looks for evidence that students have changed their thinking. Allows students to assess their learning and group process skills. Asks open-ended questions such as, Why do you think...? What evidence do you have? What do you know about the problem? How would you answer the question?

Chart 1 - The 5 E Model (R. Bybee)

B. Principles and Domains of Culturally Relevant and Responsive Pedagogy

1. Knowledge and Experience
 - a. Teachers must build their personal knowledge of cultures represented in the classroom.
 - b. Teachers must identify cultural practices aligned with specific learning tasks
 - c. Teachers must engage students in instructional conversations that draw on their language competencies outside the school to serve as learning norms of reasoning within the academic subject matter.
2. Social and Emotional Elements
 - a. Teachers must begin the process of becoming more caring and culturally competent by acquiring a knowledge base about ethnic and cultural diversity in education.
 - b. Teachers must conduct a careful self-analysis of what they believe about the relationship among culture, ethnicity, and intellectual ability.
 - c. Teachers must identify and understand attitudes and behaviors that can obstruct student achievement.

2. National Science Education Standards; Chapter 3, Science Teaching Standards; National Academy Press, Washington D.C.; 1996

3. Equity and Equality
 - a. Teachers must vary the format of instruction by incorporating multi-

- modality teaching that allows students to demonstrate competence in different ways.
 - b. Teachers must acknowledge and accept that students can demonstrate knowledge in non-traditional ways.
 - c. Teachers must build knowledge and understanding about cultural orientations related to preferred cognitive, interactive, and learning styles.
4. Quality and Rigorous Instruction
 - a. Teachers must emphasize academic rigor at all times
 - b. Teachers must provide clear expectations of student's accomplishments.
 - c. Teachers must promote higher order thinking skills
5. Instructional strategies
 - a. Teachers must use cooperative learning, apprenticeship, and peer coaching strategies as instructional strategies.
 - b. Teachers must provide ample opportunity for each student to read, write, and speak.
 - c. Teachers must use constructivist learning approaches. Teachers must teach through active application of facts and skills by working with other students, use of computers, and other multi-media.
 - d. Teachers must provide continuous feedback on students work
6. Pedagogical Approaches

- a. Teachers must assist students to use inductive and deductive reasoning to construct meaning.
 - b. Teachers must scaffold and relate students' everyday learning to their accumulative previous academic knowledge
 - c. Teachers must modify curriculum-learning activities for diverse students.
 - d. Teachers must believe that intelligence is an effort-based rather than inherited phenomenon
7. Assessment and Diagnosis
- a. Teachers must use testing measurements for diagnostic purposes.
 - b. Teachers must apply periodic assessments to determine students' progress and adjust curriculum
 - c. Teachers must seek alternative approaches to fixed time tests to assess students' progress.
 - d. Teachers must supplement curriculum with more multi-cultural and rigorous tests.
 - e. Teachers must evaluate students of different backgrounds by standards appropriate to them and their education and life experience

C. Disciplinary Literacy

The District initiative to advance content literacy for all students is termed "Disciplinary Literacy." Disciplinary Literacy can be defined "as the mastery of both the core ideas and concepts and the habits of thinking" of that particular discipline. The driving idea is that "knowledge and thinking must go hand in hand." As one grows in content knowledge, one needs to grow in the

habits of thinking for that discipline. The "work or function" of the teacher is to ensure that all students learn on the diagonal. The chart below, adapted from C. Giesler, *Academic Literacy* (1994), illustrates the District disciplinary literacy goal for students to learn on the diagonal.

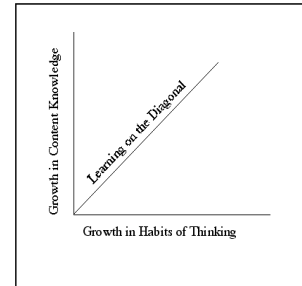


Figure 2 - Learning on the Diagonal

For students to learn on the diagonal, it is of utmost importance for our teachers to use instructional methods that promote that learning. The following chart, again after Giesler, illustrates how teachers grow in their ability to teach learning on the diagonal.

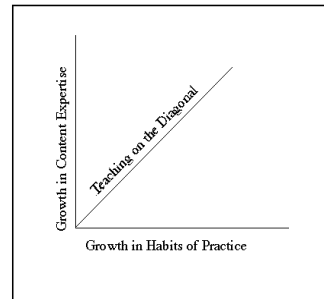


Figure 3 - Teaching on the Diagonal

The five following design principles for instruction should be used to support all students learning on the diagonal:

1. Students learn core concepts and habits of thinking within each discipline as defined by standards.
 - All students are enabled and expected to inquire, investigate, read, write, reason, represent, and talk as a scientist.
 - Students experience science concepts characterized by depth and consistency.
 2. Learning activities, curricula, tasks, text, and talk apprentice students within the discipline of science.
 - Students learn by "doing" science, by engaging in rigorous, on-going investigations in science.
 - All lessons, assignments, materials, and discussion serve as scaffolding for students' emerging mastery of science content knowledge and scientific habits of mind.
 3. Teachers apprentice students by giving them opportunities to engage in rigorous disciplinary activity and providing scaffolding through inquiry, direct instruction, modeling and observation.
- Included in the Instructional Guide
 - Matrices are sample performance tasks

with possible instructional scaffolding strategies.

Scaffolding is an instructional approach that is contingent, collaborative, and interactive and takes place in a social context. In education, scaffolding will usually have some or all of the following features:

- continuity - tasks are repeated with variations and connected to each other.
- contextual support - a safe supportive environment encourages exploration.
- intersubjectivity - an environment of mutual engagement and rapport.
- contingency - tasks are adjusted by the actions of the learners
- handover/takeover - as the learner increases in skills and confidence the facilitator allows the learner to increase their role in learning.
- flow - skills and challenges are in balance with learners focused and working in sync.

The table below adapted from Aida Walqui (2002) shows different scaffolding strategies to which will give students opportunities to engage in rigorous academic endeavors

But are we sure of our observational facts? Scientific men are rather fond of saying pontifically that one ought to be quite sure of one's observational facts before embarking on theory. Fortunately those who give this advice do not practice what they preach. Observation and theory get on best when they are mixed together, both helping one another in the pursuit of truth. It is a good rule not to put overmuch confidence in a theory until it has been confirmed by observation. I hope I shall not shock the experimental physicists too much if I add that it is also a good rule not to put overmuch confidence in the observational results that are put forward until they have been confirmed by theory.

Sir Arthur Stanley Eddington (1882-1944) English astronomer and physicist.

Some Strategies for Scaffolding

Modeling	Provide examples of the new concept for the learner to see and hear.
Bridging	Connects the new learning to prior knowledge and understanding.
Contextualizing	Connects the new learning to real-life situations
Text Re-Presentation	Changes the format of the information into another genre (i.e. a musical, a play, a song).
Schema Building	Provides an organization of information (i.e. graphic organizers, outlines).
Metacognitive Development	Provide students knowledge about and reflection on their own thinking.

Table 1 - Some Strategies for Scaffolding

4. Intelligence is socialized through community, class learning culture and instructional routines.
- Students are encouraged to take risks, to seek and offer help when appropriate, to ask questions and insist on understanding the answers, to analyze and solve problems; reflect on their learning, and learn from one another.
 - Class routines build a learning culture that invites effort by treating students as smart, capable, responsible learners.
 - Teachers arrange environments, use tools, establish norms and routines. and communicate to all students how to become smarter in science.

5. Instruction is assessment-driven.
- Teachers use multiple forms of formal and informal assessment and data to guide instruction.
 - Throughout the year, teachers assess students' grasp of science concepts, their habits of inquiring, investigating, problem-solving, and communication.
 - Teachers use these assessments to tailor instructional opportunities to the needs of their learners.
 - Students are also engaged in self-assessment to develop metacognitive development and the ability to manage their own learning.

Technology is the knack of so arranging the world that we do not experience it.


Max Frisch (1911-) Switzerland.

IV. Overview of Assessment

A. Concepts for Assessment in Science

Instruction in our district is assessment-driven. The Framework states "that effective science programs include continual assessment of student's knowledge and understanding, with appropriate adjustments being made during the academic year (p.11)."¹ Assessments can be on demand or over a long period of time.

The chart below, adapted from *A Guide for Teaching and Learning*, NRC (2000), gives some examples of on demand and over time assessment.

On Demand  Over Time

answering questions multiple choice true false matching	constructed response essays	investigations immersion projects research reports projects	portfolios journals lab notebooks
--	-----------------------------------	--	---

Chart 1 - Assessment Examples

Grant Wiggins and Jay McTighe state that, "The continuum of assessment methods includes checks of understanding (such as oral questions, observations, and informal dialogues); traditional quizzes, tests, and open-ended prompts; and performance tasks and projects. They vary in scope (from simple to complex), time frame (from short-term to long-term), setting (from decontextualized to authentic contexts), and structure (from highly to unstructured). Because understanding develops as a result of ongoing inquiry and rethinking, the assessment of understanding should be thought of in terms of a collection of evidence over time instead of an event a single moment in time test, at the end of instruction as so often happens in current practice."²

B. LAUSD Periodic Assessments in Science

As an integral element of the Secondary Periodic Assessment Program, Integrated/Coordinated Science, Biology and Chemistry science assessments are designed to measure teaching and learning. The intent of these Periodic Assessments is to provide teachers and the LAUSD with the diagnostic information needed to ensure that students have received instruction in the science content specified by the *California Academic Content Standards*, and to provide direction for instruction or additional resources that students may require in order for students to become proficient in science. They are specifically designed to:

- focus classroom instruction on the California Content Standards;
- ensure that all students are provided access to the content in the Standards;
- provide a coherent system for connecting the assessment of content with district programs and adopted materials;
- be administered to all students on a periodic basis;
- guide instruction by providing frequent feedback that will help teachers target the specific standards-based knowledge and skills that students need to acquire;
- assist teachers in determining appropriate extensions and interventions;
- motivate students to be responsible for their own learning;

- provide useful information to parents regarding student progress toward proficiency of the standards; and
- connect professional development to standards-specific student achievement data.

Results from the Periodic Assessments should be used to specify immediate adjustments and guide modifications in instruction to assist all students in meeting or exceeding the State's science content standards.

Each instructional module provides sample performance tasks that can be used to monitor student progress. These classroom level assessments, along with other teacher designed tests, student evaluations, and student and teacher reflections, can be used to create a complete classroom assessment plan.

Results from classroom assessments and the Periodic Assessments provide administrators, teachers and students with immediate and useful information on progress toward achievement of the standards. With results and reflection, administrators, teachers and students can make informed decisions about instruction.

At the conclusion of each instructional component, students will take a Periodic Assessment that will be scored electronically. These diagnostic assessments are a more formal assessment of the student's accomplishment of the standards within the science discipline but should not be considered the sole method of assessing students' content knowledge. Each assessment is designed to measure a range of skills and knowledge.

Each periodic assessment will consist of multiple-choice questions and one short constructed response question. Each assessment will be scheduled within a testing window at regular intervals during the school year. Science test booklets will be available in both English and Spanish.

Now, my own suspicion is that the universe is not only queerer than we suppose, but queerer than we can suppose. I have read and heard many attempts at a systematic account of it, from materialism and theosophy to the Christian system or that of Kant, and I have always felt that they were much too simple. I suspect that there are more things in heaven and earth that are dreamed of, or can be dreamed of, in any philosophy. That is the reason why I have no philosophy myself, and must be my excuse for dreaming.

John Burden Sanderson Haldane (1892-1964) English geneticist. *Possible Worlds and other Essays* (1927) "Possible Worlds".

LOS ANGELES UNIFIED SCHOOL DISTRICT

Calendar for Biology and Chemistry Periodic Assessments

2005-2006

Calendar	Parent Conference Dates	Science Periodic Assessment Window	85% of School Year for STAR Testing *
Single Track	November 14-18 March 13-17 June 12-16	November 21-29 March 6 – March 10 June 5 – June 9*	~ May 16
Year-Round (3-Track) Concept 6			
Track A	October 31-Nov. 4 April 3-7 June 19-23	November 7-14 April 10-April 14 June 12-June 16	~ May 27
Track B	October 31-Nov. 4 February 6-10 June 19-23	November 7-14 January 30-February 3 June 12 – June 16	~ May 26
Track C	September 6-9 February 6-10 April 24-28	September 12-16 January 30 – February 3 April 17-21	~ March 29

*The STAR testing period is traditionally a 3 week window that includes the date by which 85% of the school year has been completed. Depending on the window decided by the district, the last *Periodic Assessment* date may need to be adjusted.

C. Scoring of District Periodic Assessments

The multiple-choice sections of each periodic assessment will be scored electronically at the school site by each teacher. The short constructed response section will be scored by the teacher using a four point rubric.

D. Unit Reflection, Intervention, Enhancement

Reflection and intervention is a part of daily classroom instruction and unit planning. Decisions to simply review or to incorporate research-based practices to assist students in achieving the complex tasks identified in the science content standards are made each day as teachers assess student understanding. In addition, following each periodic assessment, time is set aside for reflection, intervention, and lesson planning as students and teachers review assessment scores and strategically establish a course of action before moving on to the next instructional component. To aid in post-assessment discussion, each teacher will receive with each form of the assessment a detailed answer key and answer rationale document that can be used for reflection and discussion of the standards.

Using the answer rationale document with the explanation of the distracters for each standards-aligned test item, teachers can discuss common misconceptions and beliefs related to each item with their students. It must be noted that at the present, 4 days are set aside for formal intervention and/or enhancement of the assessed *Instructional Component*. To enhance post assessment dialogue, a professional development module will be provided for each component.

The men of experiment are like the ant, they only collect and use; the reasoners resemble spiders, who make cobwebs out of their own substance. But the bee takes the middle course: it gathers its material from the flowers of the garden and field, but transforms and digests it by a power of its own. Not unlike this is the true business of philosophy (science); for it neither relies solely or chiefly on the powers of the mind, nor does it take the matter which it gathers from natural history and mechanical experiments and lay up in the memory whole, as it finds it, but lays it up in the understanding altered and digested. Therefore, from a closer and purer league between these two faculties, the experimental and the rational (such as has never been made), much may be hoped.

Francis Bacon, *Novum Organum*, Liberal Arts Press, Inc., New York, p 93. (5)

E. Sample Periodic Assessment Questions

Chemistry Released Test Questions

This is a sample of California Standards Test questions. This is NOT an operational test form. Test scores cannot be projected based on performance on released test questions. Copyright © 2004 California Department of Education.

CALIFORNIA STANDARDS TEST

<p>1 Electrical fires cannot be safely put out by dousing them with water. However, fire extinguishers that spray solid carbon dioxide on the fire work very effectively. This method works because carbon dioxide</p> <p>A displaces the oxygen. B renders the fire's fuel non-flammable. C forms water vapor. D blows the fire out with strong wind currents.</p>	<p>2 In order to advance to the level of a theory, a hypothesis should be</p> <p>A obviously accepted by most people. B a fully functional experiment. C in alignment with past theories. D repeatedly confirmed by experimentation.</p>
<p>3 When a metal is heated in a flame, the flame has a distinctive color. This information was eventually extended to the study of stars because</p> <p>A the color spectra of stars indicate which elements are present. B a red shift in star color indicates stars are moving away. C star color indicates absolute distance. D it allows the observer to determine the size of stars.</p>	<p>7 Which of the following atoms has six valence electrons?</p> <p>A magnesium (Mg) B silicon (Si) C sulfur (S) D argon (Ar)</p>
<p>8 Which statement <i>best</i> describes the density of an atom's nucleus?</p> <p>A The nucleus occupies most of the atom's volume but contains little of its mass. B The nucleus occupies very little of the atom's volume and contains little of its mass. C The nucleus occupies most of the atom's volume and contains most of its mass. D The nucleus occupies very little of the atom's volume but contains most of its mass.</p>	<p>9 A 2-cm-thick piece of cardboard placed over a radiation source would be <i>most</i> effective in protecting against which type of radiation?</p> <p>A alpha B beta C gamma D x-ray</p>
<p>10 The reason salt crystals, such as KCl, hold together so well is because the cations are strongly attracted to</p>	<p>12 Which substance is made up of many monomers joined together in long chains?</p> <p>A salt</p>

- A neighboring cations.
- B the protons in the neighboring nucleus.
- C free electrons in the crystals.
- D neighboring anions.

- B protein
- C ethanol
- D propane

13 Proteins are large macromolecules composed of thousands of subunits. The structure of the protein depends on the sequence of

- A lipids.
- B monosaccharides.
- C amino acids.
- D nucleosides.

14 When someone standing at one end of a large room opens a bottle of vinegar, it may take several minutes for a person at the other end to smell it. Gas molecules at room temperature move at very high velocities, so what is responsible for the delay in detection of the vinegar?

- A the increase in the airspace occupied by vinegar molecules
- B the chemical reaction with nerves, which is slower than other sensory processes
- C attractive forces between the air and vinegar molecules
- D random collisions between the air and vinegar molecules

17 What is the equivalent of 423 kelvin in degrees Celsius?

- A -223 °C
- B -23 °C
- C 150 °C
- D 696 °C

18 If the attractive forces among solid particles are less than the attractive forces between the solid and a liquid, the solid will

- A probably form a new precipitate as its crystal lattice is broken and re-formed.
- B be unaffected because attractive forces within the crystal lattice are too strong for the dissolution to occur.
- C begin the process of melting to form a liquid.
- D dissolve as particles are pulled away from the crystal lattice by the liquid molecules.

19 If the solubility of NaCl at 25 °C is 36.2 g/100 g H₂O, what mass of NaCl can be dissolved in 50.0 g of H₂O?

- A 18.1 g
- B 36.2 g
- C 72.4 g
- D 86.2 g

20 How many moles of HNO₃ are needed to prepare 5.0 liters of a 2.0 M solution of HNO₃?

- A 2.5
- B 5
- C 10
- D 20

21 The random molecular motion of a substance is greatest when the substance is

- A condensed.
- B a liquid.
- C frozen.

22 The boiling point of liquid nitrogen is 77 kelvin. It is observed that ice forms at the opening of a container of liquid nitrogen. The best explanation for this observation is

- A water at zero degrees Celsius is colder than

<p>D a gas.</p>	<p>liquid nitrogen and freezes. B the nitrogen boils and then cools to form a solid at the opening of the container. C water trapped in the liquid nitrogen escapes and freezes. D the water vapor in the air over the opening of the liquid nitrogen freezes out.</p>
<p>23 The specific heat of copper is about 0.4 joules/ gram °C. How much heat is needed to change the temperature of a 30-gram sample of copper from 20.0 °C to 60.0 °C? A 1000 J B 720 J C 480 J D 240 J</p>	<p>24 Equal volumes of 1 molar hydrochloric acid (HCl) and 1 molar sodium hydroxide base (NaOH) are mixed. After mixing, the solution will be A strongly acidic. B weakly acidic. C nearly neutral. D weakly basic.</p>
<p>25 A catalyst can speed up the rate of a given chemical reaction by A increasing the equilibrium constant in favor of products. B lowering the activation energy required for the reaction to occur. C raising the temperature at which the reaction occurs. D increasing the pressure of reactants, thus favoring products</p>	<p>26 When a reaction is at equilibrium and more reactant is added, which of the following changes is the immediate result? A The reverse reaction rate remains the same. B The forward reaction rate increases. C The reverse reaction rate decreases. D The forward reaction rate remains the same.</p>
<p>29 How many moles of carbon-12 are contained in exactly 6 grams of carbon-12? A 0.5 mole B 2.0 moles C 3.01×10^{23} moles D 6.02×10^{23} moles</p>	<p>30 How many moles of CH₄ are contained in 96.0 grams of CH₄? A 3.00 moles B 6.00 moles C 12.0 moles D 16.0 moles</p>

Question Number	Correct Answer	Standard	Year of Test
1	A	Chemistry I & E 1d	2004
2	D	Chemistry I & E 1f	2004
3	A	Chemistry I & E 1k	2003
7	C	Chemistry 1d	2003
8	D	Chemistry 1e	2004
9	A	Chemistry 11e	2003
10	D	Chemistry 2c	2004
12	B	Chemistry 10a	2003

13	C	Chemistry 10c	2004
14	D	Chemistry 4b	2004
15	C	Chemistry 4c	2003
16	A	Chemistry 4d	2004
17	C	Chemistry 4e	2003
18	D	Chemistry 6b	2004
19	A	Chemistry 6d	2003
20	C	Chemistry 6d	2004
21	D	Chemistry 7a	2003
22	D	Chemistry 7c	2004
23	C	Chemistry 7d	2003
24	C	Chemistry 5a	2003
25	B	Chemistry 8c	2003
26	B	Chemistry 9a	2003
29	A	Chemistry 3b	2004
30	B	Chemistry 3d	2003

V. Introduction to the Chemistry Section

District Course Name: Chemistry AB

Thumbnail Description: Annual Course—Grades 10–12 Prerequisite: Algebra 1AB or equivalent. Geometry 1AB is recommended.

Course Code Number and Abbreviation:

36-14-01 Chem A

36-14-02 Chem B

Brief Course Description:

Chemistry is a laboratory-based college-preparatory course. Laboratory experiments provide the empirical basis for understanding and confirming concepts. This course emphasizes discussions, activities, and laboratory exercises which promote the understanding of the behavior of matter at the macroscopic and the molecular-atomic levels. Chemical principles are introduced so that students will be able to explain the composition and chemical behavior of their world. **Chemistry AB meets the Grades 9–12 District physical science requirement. Students must complete one physical and one life science requirement. This course meets one year of the University of California ‘d’ entrance requirement for laboratory science.**

Content of this Section:

- Chemistry Periodic Assessments Organizer - A place for you to write down the 5 day window for your assessment.
- Science Instructional Guide Graphic Organizer Overview for Chemistry - Provides the user with the Content Standards for the 3 Periodic Diagnostic Assessments.
- Legend Key for Matrix Chart - Provides a key that explains the Matrix Chart
- LAUSD - Chemistry Matrix Chart - Contains the Content Standards, the standards grouped in Content Standard Groups, the Standards Analyzed, and Instructional Resources with Sample Performance Tasks, Sample Scoring Criteria, Some Suggested Concepts and Skills to Support Student Success on the Sample Performance Task, and Possible Standards Aligned Resources.

Chemistry

Periodic Assessments Organizer

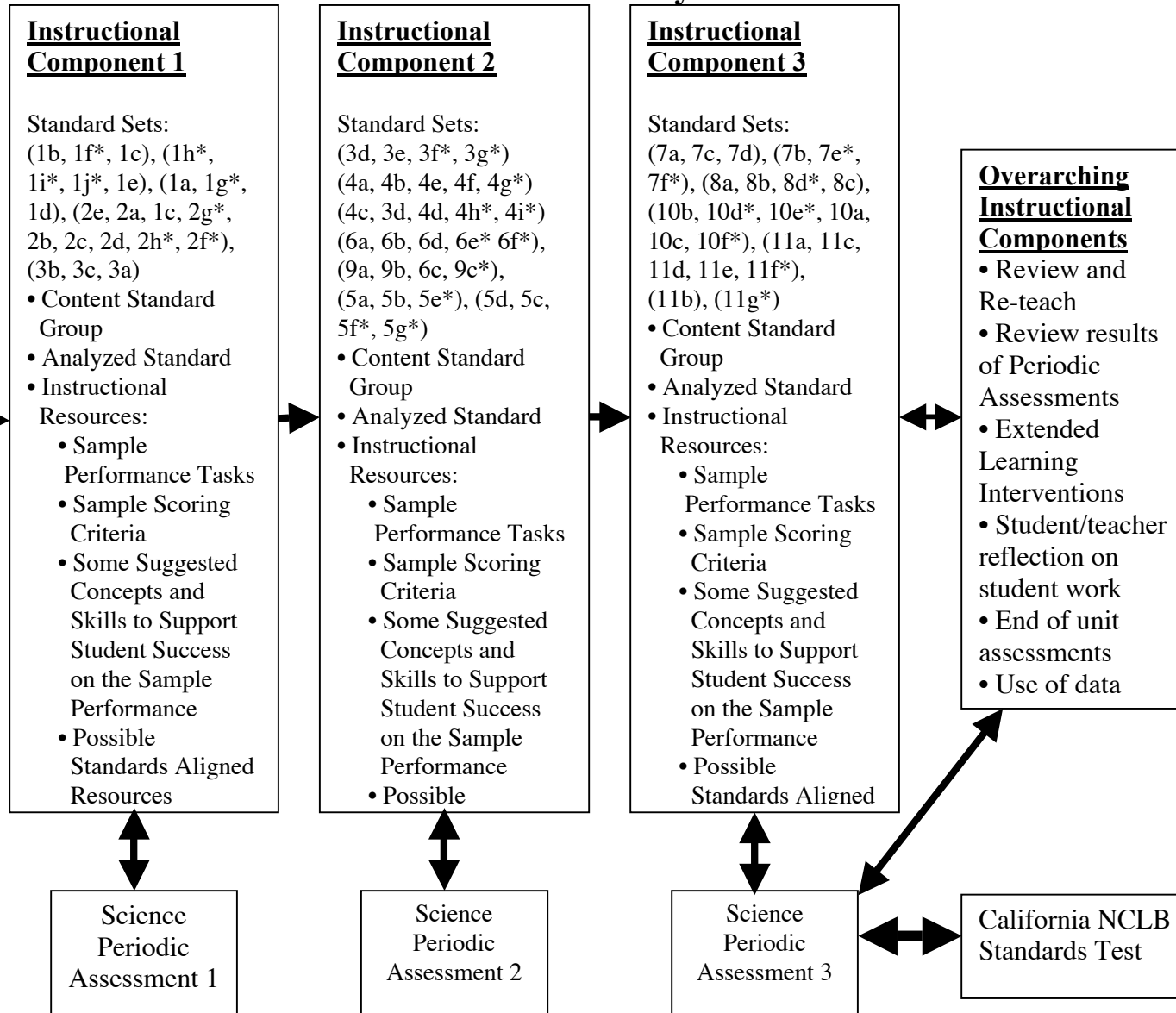
This page will serve as a reference for you. Please fill in your appropriate track periodic assessment dates. Also fill in the dates for 4 days of reflection, intervention, and enrichment following the first two periodic assessments.

Chemistry Periodic Assessment	Periodic Assessment I	4 day Reflection, Intervention, Enrichment	Periodic Assessment II	4 day Reflection, Intervention, Enrichment	Periodic Assessment III	4 day Reflection, Intervention, Enrichment
Assessment Window Single Track						
Assessment Window Three Tracks						
Assessment Window Four Tracks						

**Science Instructional Guide
Overview**

- I. Major District Initiatives
 - Secondary Literacy Plan
 - IFL Nine Principles of Learning
 - Culturally Relevant Teaching Methods to Close the Achievement Gap
 - Small Learning Communities
 - LAUSP
 - MSP-SCALE
- II. State of California Document
 - *The California Content Standards*
 - *Science Framework for California Public Schools*
 - *California Standards for the Teaching Profession*
- III. Science Pedagogy
- IV. Assessment
 - Periodic Assessment
 - Scoring of Periodic Assessments
 - Unit Reflection and Intervention
- Appendix
 - District Contacts and other useful information

**Science Instructional Guide Graphic Organizer
Overview For Chemistry**



**LAUSD - High School Instructional Guide
Legend for Matrix Chart**

Standards for Instructional Component		
<p>The Standard Sets lay the foundation for each Instructional Component. The standards to be learned during this Instructional Component are listed numerically and alphabetically for easy reference and do not intend to suggest any order of teaching the standards.</p>		
<p>Content Standard Group: The standards within each Standard Set are organized into smaller “Standard Groups” that provide a conceptual approach for teaching the standards within each Instructional Component. Key Concept for the Content Standard Group: The Key Concept signifies the “big idea” represented by each Standards Group.</p>		
Analyzed Standards The Standards grouped here cover the Key Concept.	Instructional Resources	Connections and Notes
<p>Analyzed Standards are a translation of the State's content standards (that begin with students know) into statements of student performance that describes both the activity and the "cognitive" demand placed on the students. The detailed description of the content standards in the <i>Science Framework for California Public Schools: Kindergarten Through Grade Twelve</i> (2003) was used extensively in the development of the analyzed standards.</p>	<p>Possible Standards Aligned Resources</p> <p>A. Text Activities Laboratory and other supplemental activities that address the Standards taken from the supplemental materials of the cited textbooks.</p> <p>B. Supplemental Activities/Resources Laboratory and other supplemental activities that address the Standards taken from various cited sources</p> <p>C. Text Book References Textbook references from LAUSD adopted series that have been correlated with the Content Standard Group. (The standard(s) for each reference are in parenthesis before the page numbers.) The textbooks referenced are: Holt Modern Chemistry, 2002 Prentice Hall Chemistry (Addison Wesley), 2002 Glencoe Chemistry (Merrill), 1998</p>	<p>Connections to Investigation and Experimentation standards (I&E), English Language Arts Standards (ELA) and Math Standards (Algebra 1 and Geometry) and space for teachers to make their own notes.</p>

LAUSD – High School Instructional Guide
Chemistry
Instructional Component 1

Standards for Instructional Component 1

1. The periodic table displays the elements in increasing atomic number and shows how periodicity of the physical and chemical properties of the elements relates to atomic structure. As a basis for understanding this concept:
 - a. *Students know* how to relate the position of an element in the periodic table to its atomic number and atomic mass.
 - b. *Students know* how to use the periodic table to identify metals, semimetals, nonmetals, and halogens.
 - c. *Students know* how to use the periodic table to identify alkali metals, alkaline earth metals and transition metals, trends in ionization energy, electronegativity, and the relative sizes of ions and atoms.
 - d. *Students know* how to use the periodic table to determine the number of electrons available for bonding.
 - e. *Students know* the nucleus of the atom is much smaller than the atom yet contains most of its mass.
 - f.* *Students know* how to use the periodic table to identify the lanthanide, actinide, and transactinide elements and know that the transuranium elements were synthesized and identified in laboratory experiments through the use of nuclear accelerators.
 - g.* *Students know* how to relate the position of an element in the periodic table to its quantum electron configuration and to its reactivity with other elements in the table.
 - h.* *Students know* the experimental basis for Thomson’s discovery of the electron, Rutherford’s nuclear atom, Millikan’s oil drop experiment, and Einstein’s explanation of the photoelectric effect.
 - i.* *Students know* the experimental basis for the development of the quantum theory of atomic structure and the historical importance of the Bohr model of the atom.
 - j.* *Students know* that spectral lines are the result of transitions of electrons between energy levels and that these lines correspond to photons with a frequency related to the energy spacing between levels by using Planck’s relationship ($E = h\nu$).

2. Biological, chemical, and physical properties of matter result from the ability of atoms to form bonds from electrostatic forces between electrons and protons and between atoms and molecules. As a basis for understanding this concept:
 - a. *Students know* atoms combine to form molecules by sharing electrons to form covalent or metallic bonds or by exchanging electrons to form ionic bonds.
 - b. *Students know* chemical bonds between atoms in molecules such as H₂, CH₄, NH₃, H₂CCH₂, N₂, Cl₂, and many large biological molecules are covalent.
 - c. *Students know* salt crystals, such as NaCl, are repeating patterns of positive and negative ions held together by electrostatic attraction.
 - d. *Students know* the atoms and molecules in liquids move in a random pattern relative to one another because the intermolecular forces are too weak to hold the atoms or molecules in a solid form.
 - e. *Students know* how to draw Lewis dot structures.
 - f.* *Students know* how to predict the shape of simple molecules and their polarity from Lewis dot structures.
 - g.* *Students know* how electronegativity and ionization energy relate to bond formation.
 - h.* *Students know* how to identify solids and liquids held together by Van der Waals forces or hydrogen bonding and relate these forces to volatility and boiling/ melting point temperatures.

3. The conservation of atoms in chemical reactions leads to the principle of conservation of matter and the ability to calculate the mass of products and reactants. As a basis for understanding this concept:
- Students know* how to describe chemical reactions by writing balanced equations.
 - Students know* the quantity *one mole* is set by defining one mole of carbon 12 atoms to have a mass of exactly 12 grams.
 - Students know* one mole equals 6.02×10^{23} particles (atoms or molecules).

Investigation and Experimentation (I & E) Standards:

- I. Scientific progress is made by asking meaningful questions and conducting careful investigations. As a basis for understanding this concept and addressing the content of the other four strands, students should develop their own questions and perform investigations. Students will:
- Select and use appropriate tools and technology (such as computer-linked probes, spreadsheets, and graphing calculators) to perform tests, collect data, analyze relationships, and display data.
 - Identify and communicate sources of unavoidable experimental error.
 - Identify possible reasons for inconsistent results, such as sources of error or uncontrolled conditions.
 - Formulate explanations by using logic and evidence.
 - Solve scientific problems by using quadratic equations and simple trigonometric, exponential, and logarithmic functions.
 - Distinguish between hypothesis and theory as scientific terms.
 - Recognize the usefulness and limitations of models and theories as scientific representations of reality.
 - Analyze the locations, sequences, or time intervals that are characteristic of natural phenomena (e.g., relative ages of rocks, locations of planets over time, and succession of species in an ecosystem).
 - Recognize the issues of statistical variability and the need for controlled tests.
 - Recognize the cumulative nature of scientific evidence.
 - Analyze situations and solve problems that require combining and applying concepts from more than one area of science.
 - Investigate a science-based societal issue by researching the literature, analyzing data, and communicating the findings. Examples of issues include irradiation of food, cloning of animals by somatic cell nuclear transfer, choice of energy sources, and land and water use decisions in California.
 - Know that when an observation does not agree with an accepted scientific theory, the observation is sometimes mistaken or fraudulent (e.g., the Piltdown Man fossil or unidentified flying objects) and that the theory is sometimes wrong (e.g., the Ptolemaic model of the movement of the Sun, Moon, and planets).

**LAUSD – High School Instructional Guide
Chemistry
Instructional Component 1 - Matrix**

Standard Group 1 The Periodic Table

- 1b. *Students know* how to use the periodic table to identify metals, semimetals, nonmetals, and halogens.

1f.* *Students know* how to use the periodic table to identify the lanthanide, actinide, and transactinide elements and know that the transuranium elements were synthesized and identified in laboratory experiments through the use of nuclear accelerators.

1c. *Students know* how to use the periodic table to identify alkali metals, alkaline earth metals and transition metals, trends in ionization energy, electronegativity, and the relative sizes of ions and atoms.

Standard Group 1 Key Concept -The Periodic Table

Analyzed Standards 1b, 1f*, 1c	Instructional Activities, Resources, and Performance Tasks	Connections and Notes
1b <ul style="list-style-type: none"> Classify elements as metals, semimetals, nonmetals, and halogens based on their locations on the periodic table 	<p>In-Text Labs and Lab Manual Addison-Wesley Lab Manual: (1b) Periodic Properties p.165</p> <p>Merrill Chemistry In-Text Lab: (1b) Periodicity of Halogen Properties pp 812-813 (1c) Transition Metals pp 815-816</p> <p>Supplemental Activities/Resources</p> <p>Textbook References Addison-Wesley: (1b, 1f*,1c) pp. 123-126</p> <p>Merrill Chemistry: (1b, 1f*,1c) pp. 137-159</p> <p>Modern Chemistry: (1b) Elements Handbook pp 726-783; halogens p.137, p.780; Color-coded Periodic Table of Elements p.131 (1f*) p 126; Color-coded Periodic Table of Elements p.131</p>	<p>Integrate I & E Standards 1d, 1g and 1l.</p> <p>*Throughout this instructional guide, recommendations will be made to integrate certain Investigation and Experimentation (I &E) standards with specific content standards and/or analyzed standards. The recommendations are made when there appears to be a natural connection in content between the analyzed standards and the I & E standards. The I & E standards not specifically highlighted for integration with specific analyzed standards should be addressed in related labs or activities assigned to students in the chemistry course.</p>

Analyzed Standards 1b, 1f*, 1c	Instructional Activities, Resources, and Performance Tasks	Connections and Notes
<p>1f*</p> <ul style="list-style-type: none"> • Classify elements as lanthanide, actinide, and transactinide based on their locations on the periodic table. ▪ Understand that the transuranium elements are manmade <p>1c</p> <ul style="list-style-type: none"> • Classify elements as alkali metals, alkaline earth metals, and transition metals, based on their locations on the periodic table 	<p>(1c) Alkali and Alkaline Earth Metals p.132, p.728, p.734; transition metals p.134, p.740</p>	<p>Standard 1c has been divided into two parts in this Guide. Here students will identify chemical groups or families using the periodic table.</p> <p>The 3D Periodic Table is a good device to illustrate the different periodic trends found within the periodic table. Electronegativity, density, ionization, boiling points and melting points are included. Teachers may add other trends if they wish. Students will learn by manipulating and making a scale model that periodic trends have exceptions. This activity also reinforces the main group locations on the table.</p>

**LAUSD – High School Instructional Guide
Chemistry
Instructional Component 1 - Matrix**

Standard Group - Atomic Structure

1h.* *Students know* the experimental basis for Thomson’s discovery of the electron, Rutherford’s nuclear atom, Millikan’s oil drop experiment, and Einstein’s explanation of the photoelectric effect.

1i.* *Students know* the experimental basis for the development of the quantum theory of atomic structure and the historical importance of the Bohr model of the atom.

1j.* *Students know* that spectral lines are the result of transitions of electrons between energy levels and that these lines correspond to photons with a frequency related to the energy spacing between levels by using Planck’s relationship ($E = hv$).

1e. *Students know* the nucleus of the atom is much smaller than the atom yet contains most of its mass.

1a. *Students know* how to relate the position of an element in the periodic table to its atomic number and atomic mass.

1g.* *Students know* how to relate the position of an element in the periodic table to its quantum electron configuration and to its reactivity with other elements in the table.

1d. *Students know* how to use the periodic table to determine the number of electrons available for bonding.

Standard Group 2 Key Concept - Atomic Structure

Analyzed Standards 1h*, 1i*, 1j*, 1e, 1a, 1g*, 1d	Instructional Activities, Resources, and Performance Tasks	Connections and Notes
1h* <ul style="list-style-type: none"> ▪ Analyze the historical development of experimental findings for various subatomic particles as well as the photoelectric effect 	In-Text Labs and Lab Manual Addison-Wesley Lab Manual: (1i*) Energies of Electrons p. 161 Addison-Wesley In-Text Labs: (1i*)Flame Test p. 383 Modern Chemistry In-Text Lab: (1i*) Flame Tests p.801	Integrate Investigation & Experimentation (I & E) standards 1c, 1d, 1g, and 1k.

Analyzed Standards 1h*, 1i*, 1j*, 1e, 1a, 1g*, 1d	Instructional Activities, Resources, and Performance Tasks	Connections and Notes
<p>1i*</p> <ul style="list-style-type: none"> Explain the spectral evidence of energy levels in the Bohr model, and the historical importance of the Bohr model as a bridge between classical and modern atomic theory <p>1j*</p> <ul style="list-style-type: none"> Explain that the spectral pattern in a bright-line spectrum of any element is unique and is produced from the changes in energy levels of electrons according the formula, $E = h_{\nu}$ <p>1e</p> <p>Recognize that the volume of the nucleus is much smaller than the volume of the atom, but also makes up most (99.99% or more) of the atom's mass</p>	<p>Supplemental Activities/Resources Addison-Wesley T.E. Activity: Mystery Box p. 372</p> <p>Merrill Chemistry In-Text Activity: (1e) Electron Cloud pp 819-820</p> <p>Textbook References Addison-Wesley: (1h*) pp. 109-112, 361-362, 376-377 (1i*) pp. 361-363, 379-382 (1j*) pp. 372-376 (1e) p. 112</p> <p>Merrill Chemistry: (1h*) pp. 137-59 (1i*) pp. 137-159, 114-115 (1j*) pp 110-115 (1e) pp 87-88</p> <p>Modern Chemistry: (1h*) pp.70-74 (1i*) Line-emission spectrum pp. 94-95; Bohr Model pp. 96-97 (1j*) pp. 94-97 (1e) p.72</p>	<p>Integrate I & E Standards 1a, 1c, 1d, 1g, and 1k.</p> <p>Integrate I & E standard 1d.</p>

Analyzed Standards 1a, 1g*, 1d	Instructional Activities, Resources, and Performance Tasks	Connections and Notes
1d <ul style="list-style-type: none"> ▪ Identify the number of electrons available for bonding according to location on the periodic table 	(1a) pp.75, 123 (1g*) pp. 129-139 (1d) p.150	

**LAUSD – High School Instructional Guide
Chemistry
Instructional Component 1 - Matrix**

Standard Group 4 Chemical Bonding

2e. *Students know* how to draw Lewis dot structures.

2a. *Students know* atoms combine to form molecules by sharing electrons to form covalent or metallic bonds or by exchanging electrons to form ionic bonds.

1c. *Students know* how to use the periodic table to identify alkali metals, alkaline earth metals and transition metals, trends in ionization energy, electronegativity, and the relative sizes of ions and atoms.

2b. *Students know* chemical bonds between atoms in molecules such as H₂, CH₄, NH₃, H₂CCH₂, N₂, Cl₂, and many large biological molecules are covalent.

2c. *Students know* salt crystals, such as NaCl, are repeating patterns of positive and negative ions held together by electrostatic attraction.

2d. *Students know* the atoms and molecules in liquids move in a random pattern relative to one another because the intermolecular forces are too weak to hold the atoms or molecules in a solid form.

2h.* *Students know* how to identify solids and liquids held together by Van der Waals forces or hydrogen bonding and relate these forces to volatility and boiling/ melting point temperatures.

2f.* *Students know* how to predict the shape of simple molecules and their polarity from Lewis dot structures.

Standard Group 4 Key Concept - Chemical Bonding

Analyzed Standards 2e, 2a, 1c, 2g*, 2b, 2c, 2d, 2h*, 2f*	Instructional Activities, Resources, and Performance Tasks	Connections and Notes
2e <ul style="list-style-type: none"> • Draw Lewis Structures. 	In-Text Labs and Lab Manual Addison-Wesley Lab Manual: (2b) Molecular Modeling p. 177 (2c) Crystal Structures p. 171	Integrate I & E Standard 1g.

Analyzed Standards 2e, 2a, 1c, 2g*, 2b, 2c, 2d, 2h*, 2f*	Instructional Activities, Resources, and Performance Tasks	Connections and Notes
<p>2a</p> <ul style="list-style-type: none"> Understand how atoms of molecules are bonded together by sharing electrons; how kernels of atoms in metals are bonded together by sharing electrons, and how ionic compounds are held together by the electrostatic attraction of positive and negative ions. <p>1c</p> <ul style="list-style-type: none"> Identify the types of bonding (covalent or ionic) based on the location in the periodic table <p>2g*</p> <ul style="list-style-type: none"> Predict bonding characteristics (or type of bonding) by comparing differences in electronegativities 	<p>Addison-Wesley In-Text Labs: (1c) Analysis of Anions and Cations p. 426 (2c) Shapes of Crystalline Materials p. 412 (2f*) Shape of Molecules p. 436 (2f*) Strength of Covalent Bonds p. 448 (2f*) Paper Chromatography of Food Dyes p. 467</p> <p>Merrill Chemistry In-Text Labs: (2f*) Paper Chromatography pp 820, Miscibility of Liquids pp. 822</p> <p>Supplemental Activities/Resources Addison-Wesley T.E. Activity: (1c) Modeling Electronegativity p. 405 (2c) Growing Crystals p. 423 (2h*) Polar Attraction p. 462</p> <p>Addison-Wesley T.E. Demo: (2h*) Hydrogen Bonds p. 465 (2f*) Producing NO₂ p. 449</p> <p>Merrill Chemistry In-Text Activity: (1c, 2g*) 3D Periodic Table pp 817-818 (2c) Crystals and Their Structure pp 825 (2h*) An Alien Periodic Table pp 804</p> <p>Textbook References Addison-Wesley:</p>	<p>Integrate I & E Standard 1g.</p> <p>Standard 1c was split into two parts. Here instruction should center around the following concepts: Trends in I.E., electronegativity, and relative sizes of ions and atoms</p> <p>Integrate I & E Standards 1c, 1d, and 1g.</p>

Analyzed Standards 2e, 2a, 1c, 2g*, 2b, 2c, 2d, 2h*, 2f*	Instructional Activities, Resources, and Performance Tasks	Connections and Notes
<p>2b</p> <ul style="list-style-type: none"> Identify molecules as covalent (large biological molecules as well as organic) <p>2c</p> <ul style="list-style-type: none"> Recognize that crystalline structures of salts are repeating patterns of positive and negative charges held together by electrostatic attraction <p>2d</p> <ul style="list-style-type: none"> Recognize that intermolecular forces are responsible for the physical states of matter (i.e., solids, liquids, and gases) 	<p>(2e) pp. 413-414, 437-441 (2a) pp. 419-421, 427, 437-440, 460-463 (1c) pp. 398-406 (2g*) pp. 460-462 (2b) pp. 437-439, 812-825 (2c) pp. 422-424 (2d) pp. 274, 280 (2h*) pp. 463-466 (2f*) pp. 455-457</p> <p>Merrill Chemistry: (2e) pp. 127-132 (1c, 2g*) pp. 301-310 (2b) pp. 279-280, 773-791 (2c) pp 386-387, 400-403 (2d, 2h*) pp. 421-436 (2f*) pp 349-356</p> <p>Modern Chemistry: (2e) pp.170-175 (2a, 2g*) pp.161-163 (1c) Ionization Energy p. 143, 154; Electronegativity p.151, 154; relative sizes of ions p.149, 154; relative sizes of atoms p.140, 153 (2b) p.164 (2c) pp.176-180 (2d) Phases of water pp.384-385 (2h*) pp.189-193, p.377 (2f*) pp183-187</p>	<p>Integrate I & E Standards 1c, 1d, and 1g.</p>

Analyzed Standards 2e, 2a, 1c, 2g*, 2b, 2c, 2d, 2h*, 2f*	Instructional Activities, Resources, and Performance Tasks	Connections and Notes
<p>2h*</p> <ul style="list-style-type: none"> Distinguish between the type of intermolecular forces including hydrogen bonding, dipole-dipole forces, and Van der Waals attractions (London dispersion forces). Predict volatility and boiling/melting point temperatures using knowledge of intermolecular forces. <p>2f*</p> <ul style="list-style-type: none"> Predict shapes and polarity of simple molecules using Lewis Structures. 		<p>Integrate I & E Standards 1c, 1d, and 1g.</p> <p>Integrate I & E standards 1c, 1d, and 1g.</p>

**LAUSD – High School Instructional Guide
Chemistry
Instructional Component 1 - Matrix**

Standard Group 5 The Mole Concept

3b. *Students know* the quantity *one mole* is set by defining one mole of carbon 12 atoms to have a mass of exactly 12 grams.

3c. *Students know* one mole equals 6.02×10^{23} particles (atoms or molecules).

3a. *Students know* how to describe chemical reactions by writing balanced equations.

Standard Group 5 Key Concept - The Mole Concept

Analyzed Standards 3b, 3c, 3a	Instructional Activities, Resources, and Performance Tasks	Connections and Notes
<p>3b</p> <ul style="list-style-type: none"> • Recognize that the atomic mass unit is based upon 1/12 the mass of one carbon-12 isotope. Students also recognize that the number of atoms in 12 grams of the carbon-12 isotope is defined as one mole. ▪ Students identify the molar mass of an element to be numerically equivalent to atomic mass 	<p>In-Text Labs and Lab Manual Addison-Wesley In-Text Labs: (3b) Counting By Measuring Mass p. 170 (3b) Measuring Mass as a Means of Counting p. 187</p> <p>Merrill Chemistry In-Text Activity: (3c) Nuts and Bolts Chemistry pp 807</p> <p>Supplemental Activities/Resources Addison-Wesley T.E. Activity: (3c) Bags of Beans p. 171</p> <p>Textbook References Addison-Wesley: (3b) pp. 173-178 (3c) p. 173 (3a) pp. 207-211</p>	

Analyzed Standards 3b, 3c, 3a	Instructional Activities, Resources, and Performance Tasks	Connections and Notes
<p>3c</p> <p>Define one mole as 6.02×10^{23} atoms, molecules, ions, formula units or particles.</p> <ul style="list-style-type: none"> ▪ Know that the mole is a number, just as a dozen is 12. ▪ Know that the mole is a counting number, just as a dozen equals 12. 	<p>Merrill Chemistry: (3b) pp 100-102, pp. 198-205 (3c, 3a) pp.189-217</p> <p>Modern Chemistry: (3b) p.78, 81 (3c) p.81 (3a) pp.250-251</p>	<p>3c Students probably will enter a chemistry course with vague or incorrect notions of molecules and ions. Whenever the words come up in class discussion or in the text, you may want to begin to clarify the difference between the meanings of the two words.</p> <p>Molecules are usually associated with a cluster of atoms that are grouped together by covalent bonds. Ions and formula units are associated with ionic substances.</p> <p>Students should learn to distinguish when to use the mole as a counting device similar to the dozen. This will be done when students wish to determine the number of molecules, atoms, ions, particles or formulas units contained in a particular mole amount. Conversely, students will learn to apply formula mass or molecular mass of the elements, ions, molecules or compounds as a composition constituent of a substance.</p>

Analyzed Standards 3b, 3c, 3a	Instructional Activities, Resources, and Performance Tasks	Connections and Notes
3a <ul style="list-style-type: none"> • Take inventory of atoms and adjust coefficients accordingly to balance a chemical reaction 		Integrate I & E standard 11.

LAUSD – High School Instructional Guide
Chemistry
Instructional Component 2

Standards for Instructional Component 2

3. The conservation of atoms in chemical reactions leads to the principle of conservation of matter and the ability to calculate the mass of products and reactants. As a basis for understanding this concept:
- d. *Students know* how to determine the molar mass of a molecule from its chemical formula and a table of atomic masses and how to convert the mass of a molecular substance to moles, number of particles, or volume of gas at standard temperature and pressure.
 - e. *Students know* how to calculate the masses of reactants and products in a chemical reaction from the mass of one of the reactants or products and the relevant atomic masses.
 - f.* *Students know* how to calculate percent yield in a chemical reaction.
 - g.* *Students know* how to identify reactions that involve oxidation and reduction and how to balance oxidation-reduction reactions.
4. The kinetic molecular theory describes the motion of atoms and molecules and explains the properties of gases. As a basis for understanding this concept:
- a. *Students know* the random motion of molecules and their collisions with a surface create the observable pressure on that surface.
 - b. *Students know* the random motion of molecules explains the diffusion of gases.
 - c. *Students know* how to apply the gas laws to relations between the pressure, temperature, and volume of any amount of an ideal gas or any mixture of ideal gases.
 - d. *Students know* the values and meanings of standard temperature and pressure (STP).
 - e. *Students know* how to convert between the Celsius and Kelvin temperature scales.
 - f. *Students know* there is no temperature lower than 0 Kelvin.
 - g.* *Students know* the kinetic theory of gases relates the absolute temperature of a gas to the average kinetic energy of its molecules or atoms.
 - h.* *Students know* how to solve problems by using the ideal gas law in the form $PV = nRT$.
 - i.* *Students know* how to apply Dalton's law of partial pressures to describe the composition of gases and Graham's law to predict diffusion of gases.
5. Acids, bases, and salts are three classes of compounds that form ions in water solutions. As a basis for understanding this concept:
- a. *Students know* the observable properties of acids, bases, and salt solutions.
 - b. *Students know* acids are hydrogen-ion-donating and bases are hydrogen-ion accepting substances.
 - c. *Students know* strong acids and bases fully dissociate and weak acids and bases partially dissociate.
 - d. *Students know* how to use the pH scale to characterize acid and base solutions.
 - e.* *Students know* the Arrhenius, Brønsted-Lowry, and Lewis acid–base definitions.
 - f.* *Students know* how to calculate pH from the hydrogen-ion concentration.
 - g.* *Students know* buffers stabilize pH in acid–base reactions.

6. Solutions are homogenous mixtures of two or more substances. As a basis for understanding this concept:

- a. *Students know* the definitions of *solute* and *solvent*.
- b. *Students know* how to describe the dissolving process at the molecular level by using the concept of random molecular motion.
- c. *Students know* temperature, pressure, and surface area affect the dissolving process.
- d. *Students know* how to calculate the concentration of a solute in terms of grams per liter, molarity, parts per million, and percent composition.
- e.* *Students know* the relationship between the molality of a solute in a solution and the solution's depressed freezing point or elevated boiling point.
- f.* *Students know* how molecules in a solution are separated or purified by the methods of chromatography and distillation.

9. Chemical equilibrium is a dynamic process at the molecular level. As a basis for understanding this concept:

- a. *Students know* how to use LeChatelier's principle to predict the effect of changes in concentration, temperature, and pressure.
- b. *Students know* equilibrium is established when forward and reverse reaction rates are equal.
- c.* *Students know* how to write and calculate an equilibrium constant expression for a reaction.

Investigation and Experimentation (I & E) Standards:

I. Scientific progress is made by asking meaningful questions and conducting careful investigations. As a basis for understanding this concept and addressing the content of the other four strands, students should develop their own questions and perform investigations.

Students will:

- a. Select and use appropriate tools and technology (such as computer-linked probes, spreadsheets, and graphing calculators) to perform tests, collect data, analyze relationships, and display data.
- b. Identify and communicate sources of unavoidable experimental error.
- c. Identify possible reasons for inconsistent results, such as sources of error or uncontrolled conditions.
- d. Formulate explanations by using logic and evidence.
- e. Solve scientific problems by using quadratic equations and simple trigonometric, exponential, and logarithmic functions.
- f. Distinguish between hypothesis and theory as scientific terms.
- g. Recognize the usefulness and limitations of models and theories as scientific representations of reality.
- i. Analyze the locations, sequences, or time intervals that are characteristic of natural phenomena (e.g., relative ages of rocks, locations of planets over time, and succession of species in an ecosystem).
- j. Recognize the issues of statistical variability and the need for controlled tests.
- k. Recognize the cumulative nature of scientific evidence.
- l. Analyze situations and solve problems that require combining and applying concepts from more than one area of science.
- m. Investigate a science-based societal issue by researching the literature, analyzing data, and communicating the findings. Examples

of issues include irradiation of food, cloning of animals by somatic cell nuclear transfer, choice of energy sources, and land and water use decisions in California.

- n. Know that when an observation does not agree with an accepted scientific theory, the observation is sometimes mistaken or fraudulent (e.g., the Piltdown Man fossil or unidentified flying objects) and that the theory is sometimes wrong (e.g., the Ptolemaic model of the movement of the Sun, Moon, and planets).

**LAUSD – High School Instructional Guide
Chemistry
Instructional Component 2 - Matrix**

Standard Group 1 Stoichiometry

3d. *Students know* how to determine the molar mass of a molecule from its chemical formula and a table of atomic masses and how to convert the mass of a molecular substance to moles, number of particles, or volume of gas at standard temperature and pressure.

3e. *Students know* how to calculate the masses of reactants and products in a chemical reaction from the mass of one of the reactants or products and the relevant atomic masses.

3f.* *Students know* how to calculate percent yield in a chemical reaction.

3g.* *Students know* how to identify reactions that involve oxidation and reduction and how to balance oxidation-reduction reactions.

Standard Group 1 Key Concept - Stoichiometry

Analyzed Standards 3d, 3e, 3f*, 3g*	Instructional Activities, Resources, and Performance Tasks	Connections and Notes
<p>3d</p> <ul style="list-style-type: none"> • Calculate the molar mass of a molecule given the chemical formula and the periodic table as a reference. • Convert the mass of a substance to moles of a substance and vice versa. • Convert number of particles to mass using mole conversions. 	<p>In-Text Labs and Lab Manual Addison-Wesley Lab Manual: (3e) Balanced Chemical Equations p. 101 (3g*) Oxidation-Reduction Reactions p. 281</p> <p>Addison-Wesley In-Text Lab: (3e) Analysis of Baking Soda p. 251 (3e) Limiting Reagents p. 259</p> <p>Merrill Chemistry Lab Manual: (3d) Making Models of Compounds p.43 (3e) Types of Chemical Reactions p. 55 (3e) Types of Chemical Reactions p. 61 (3e) Stoichiometry of a Chemical Reaction p. 67 (3e) Determining An Empirical Formula p. 47 (3e) Determining An Empirical Formula p. 47 (3f*) Types of Chemical Reactions p. 55 (3g*) Determining the Percent Copper in a Penny (microlab) p. 213</p>	<p>Integrate I & E Standard 11.</p> <p>Integrate I & E standards 11.</p> <p>Integrate I & E standard 11.</p> <p>Refer to the gas laws for finding the volume of gas given the number of moles of the gas.</p>

Analyzed Standards 3d, 3e, 3f*, 3g*	Instructional Activities, Resources, and Performance Tasks	Connections and Notes
<p>3e</p> <ul style="list-style-type: none"> Recognize that the coefficients in a balanced equation can represent the number of moles, number of molecules or number of ions involved in a reaction. Relate number of moles of reactant to number of moles of product, Set up mole ratios using coefficients from a balanced equation, Calculate mass of product or reactant using mole ratios <p>3f*</p> <ul style="list-style-type: none"> Calculate theoretical yield, determine actual yield, and solve for percent yield 	<p>Modern Chemistry In-Text Lab: (3f*) Mass and Mole Relationships in a Chemical Reaction p.816 (3f*) Stoichiometry and Gravimetric Analysis p.819 (3g*) Redox Reactions p.604</p> <p>Supplemental Activities/Resources Addison-Wesley In-Text Activity: (3e) Paper Clips p. 236</p> <p>Addison-Wesley T.E. Demo: (3d) Display-A-Mole p. 173 (3g*) Copper Ions and Aluminum p. 208</p> <p>Merrill Chemistry In-Text Activity: (3d) Formulas and Oxidation Numbers pp 806 (3e) Reaction of Metal Salts with Sodium Hydroxide p. 810 (3e) Formulas and Oxidation Numbers pp. 80 (3g*)Oxidation/Reduction of Vanadium pp 844</p> <p>Modern Chemistry T.E. Demo: (3e) Chemical Reactions with sodium carbonate and hydrochloric acid p.276 (3g*) Spontaneous Redox Reaction p.591</p>	<p>Integrate I & E standard 1a, 1c, and 1l.</p> <p>Integrate I & E standard 1l.</p>

Analyzed Standards 3d, 3e, 3f*, 3g*	Instructional Activities, Resources, and Performance Tasks	Connections and Notes
3g* <ul style="list-style-type: none"> Identify oxidation and reduction reactions. Students balance simple redox reactions. 	<p>Textbook References</p> <p>Addison-Wesley: (3d) pp. 178-186 (3e) pp. 239-251 (3f*) pp. 256-259 (3g*) pp. 645-671</p> <p>Merrill Chemistry: (3d) pp. 189-217 (3e) pp. 178-180, pp. 223-245 (3f*) pp. 223-245 (3g*) pp. 626-644, balancing pp. 637-644</p> <p>Modern Chemistry: (3d) pp. 82-85 (3e) pp. 248-250, pp. 280-290 (3f*) pp. 293-294 (3g*) pp. 591-596</p>	<p>Integrate I & E standard 1a, 1c, and 1l.</p>

**LAUSD – High School Instructional Guide
Chemistry
Instructional Component 2 - Matrix**

Standard Group 2 Kinetic Motion of Gases

4a. *Students know* the random motion of molecules and their collisions with a surface create the observable pressure on that surface.

4b. *Students know* the random motion of molecules explains the diffusion of gases.

4e. *Students know* how to convert between the Celsius and Kelvin temperature scales.

4f. *Students know* there is no temperature lower than 0 Kelvin.

4g.* *Students know* the kinetic theory of gases relates the absolute temperature of a gas to the average kinetic energy of its molecules or atoms.

Standard Group 2 Key Concept - Kinetic Motion of Gases

Analyzed Standards 4a, 4b, 4e, 4f, 4g*	Instructional Activities, Resources, and Performance Tasks	Connections and Notes
<p>4a</p> <ul style="list-style-type: none"> Understand that pressure is caused by gas particles bumping into the walls of a container. Understand that the greater the number of particles the greater the pressure. <p>4b</p> <ul style="list-style-type: none"> Understand that gas particles move in random motion until they are evenly distributed throughout the container. 	<p>In-Text Labs and Lab Manual Addison-Wesley Lab Manual: (4a) Pressure-Volume Relationships for Gases p. 131 (4e) Temperature-Volume Relationships for Gases p. 139</p> <p>Merrill Chemistry Lab Manual: (4f) Relating Gas Temperature and Pressure p. 99</p> <p>Supplemental Activities/Resources Addison-Wesley T.E. Activity: (4a) Milk Cartons p. 269</p> <p>Addison-Wesley T.E. Demo: (4a) Crushing a Soda Can p. 271</p> <p>Merrill Chemistry In-Text Activity: (4a) Gas Pressure p. 824 (4b) Graham’s Law of Diffusion p. 832</p>	<p>You may want to summarize Standards 4a, 4b and 4g, by discussing the tenets of the KMT.</p>

Analyzed Standards 4a, 4b, 4e, 4f, 4g*	Instructional Activities, Resources, and Performance Tasks	Connections and Notes
<p>4e</p> <ul style="list-style-type: none"> Calculate the temperature in Kelvins from degrees Celsius by adding 273.15. <p>4f</p> <ul style="list-style-type: none"> Understand the concept that there is no temperature lower than 0 Kelvin. <p>4g</p> <ul style="list-style-type: none"> Understand that the greater the Kelvin temperature the faster the molecules are moving. 	<p>(4e) http://science.lausd.net Charles' Law Lab</p> <p>Textbook References Addison-Wesley: (4a) pp. 267-269 (4b) pp. 267, 352 (4e) pp. 74-75 (4f) pp. 271-272, 335-336 (4g*) p. 272</p> <p>Merrill Chemistry: (4a) pp. 377-386 (4b) pp. 464-476 (4e,4f) pp. 384-385 (4g) pp. 377-393</p> <p>Modern Chemistry: (4a) pp. 308-312 (4b) pp. 305, 351-52 (4e) pp. 316-319 (4f) p. 318 (4g) pp. 304-305</p>	<p>Integrate I & E Standards 1a, 1c, and 1l.</p> <p>Make sure that students understand the relationship between temperature and kinetic energy of particles. This concept is a recurrent theme in chemistry, for example in a microscopic understanding of gas pressure and the dissolving process.</p>

**LAUSD – High School Instructional Guide
Chemistry
Instructional Component 2 - Matrix**

Standard Group 3 The Gas Laws

4c. *Students know* how to apply the gas laws to relations between the pressure, temperature, and volume of any amount of an ideal gas or any mixture of ideal gases.

3d. *Students know* how to determine the molar mass of a molecule from its chemical formula and a table of atomic masses and how to convert the mass of a molecular substance to moles, number of particles, or volume of gas at standard temperature and pressure.

4d. *Students know* the values and meanings of standard temperature and pressure (STP).

4h.* *Students know* how to solve problems by using the ideal gas law in the form $PV = nRT$.

i.* *Students know* how to apply Dalton’s law of partial pressures to describe the composition of gases and Graham’s law to predict diffusion of gases.

Standard Group 3 Key Concept - The Gas Laws

Analyzed Standards 4c, 3d, 4d, 4h*,4i*,	Instructional Activities, Resources, and Performance Tasks	Connections and Notes
<p>4c</p> <ul style="list-style-type: none"> Understand that T stands for temperature, measured in K, that P stands for pressure, measured in atmospheres or mmHg, and that V stands for volume, measured in ml or L. Use the gas laws ($P_1V_1 = P_2V_2$, $V_1/T_1 = V_2/T_2$, $P_1V_1/T_1 = P_2V_2/T_2$) to solve for an unknown value. Understand inverse relationships in the gas laws, e. g., as volume increases, pressure decreases. 	<p>In-Text Labs and Lab Manual Addison-Wesley In-Text Lab: (4i) Kinetic Theory in Action p. 273</p> <p>Modern Chemistry In-Text Lab: (4i) Diffusion p.353</p> <p>Modern Chemistry Lab Manual: (4c) Boyle’s Law p.55 (3d) Molar Volume of Gas p.61</p> <p>Supplemental Activities/Resources Modern Chemistry T.E. Demo: (4c) Unbalanced force of Atmospheric Pressure p.310 (4c) Volume-Temperature Relationships p.316 (4i) Graham’s Law using Ammonia and HCl (there is a picture of the set-up in text p.354)</p> <p>Textbook References Addison-Wesley: (4c) pp. 327-346 (3d) pp. 176-187</p>	<p>Integrate I & E Standards 1g and 1l.</p> <p>Students should be reminded that the mole is a useful device for counting ions, particles, molecules, formula units and molecules.</p>

Analyzed Standards 4c, 3d, 4d, 4h*,4i*,	Instructional Activities, Resources, and Performance Tasks	Connections and Notes
<ul style="list-style-type: none"> Understand direct relationships in the gas laws, e. g., as temperature increases volume increases. <p>3d</p> <ul style="list-style-type: none"> Recognize the molar volume of a gas at standard temperature and pressure is 22.4 L. <p>4d</p> <ul style="list-style-type: none"> Understand that standard temperature and pressure are agreed upon measures to be used in many problems Understand that standard pressure is 1 atmosphere or 760 mmHg and standard temperature is 273K or 0°C. Recognize a value of R as 0.0821L-atm/mol-K. <p>4h</p> <p>Memorize the equation $PV=nRT$ and understand what each letter represents</p> <ul style="list-style-type: none"> Calculate the value of an unknown quantity using $PV=nRT$. 	<p>(4d) pp. 184-186 (4h) pp. 341-346 (4i) pp. 350-353</p> <p>Merrill Chemistry: (4c) pp. 451-496 (3d) pp. 477-496</p> <p>Modern Chemistry: (4c) pp 321-322 (3d) p. 316 (4d) p. 335, pp. 340-341 (4h) pp. 340-346 (4i) p. 305, pp. 322-325</p>	<p>Integrate I & E Standards 1g and 1l.</p> <p>For any ideal gas, measuring the volume of the gas (given known <u>temperature</u> and pressure) is another way of counting particles.</p>

Analyzed Standards 4c, 3d, 4d, 4h*,4i*,	Instructional Activities, Resources, and Performance Tasks	Connections and Notes
<p>4i</p> <ul style="list-style-type: none"> • Understand that the pressure of a mixture of gases is the sum of the pressure of each of the gases present. • Understand that diffusion of a gas is caused by random motion. • Understand that effusion is the process by which particles move through a minute opening into a vacuum. • Calculate the relative speed of molecules using Graham's Law. 		<p>Integrate I & E Standards 1g and 1l.</p> <p>The particles mentioned here are usually atoms or molecules.</p>

**LAUSD – High School Instructional Guide
Chemistry
Instructional Component 2 - Matrix**

Standard Group 4 Solutions

6a. *Students know* the definitions of *solute* and *solvent*.

6b. *Students know* how to describe the dissolving process at the molecular level by using the concept of random molecular motion.

6d. *Students know* how to calculate the concentration of a solute in terms of grams per liter, molarity, parts per million, and percent composition.

6e.* *Students know* the relationship between the molality of a solute in a solution and the solution's depressed freezing point or elevated boiling point.

6f.* *Students know* how molecules in a solution are separated or purified by the methods of chromatography and distillation.

Standard Group 4 Key Concept - Solutions

Analyzed Standards 6a, 6b, 6d, 6e*, 6f*,	Instructional Activities, Resources, and Performance Tasks	Connections and Notes
<p>6a</p> <ul style="list-style-type: none"> • Understand that a solution is composed of a solute and solvent. • Explain why certain solids dissolve in water. <p>6b</p> <ul style="list-style-type: none"> • Explain the phenomenon of dissolving in terms of the motion of solute particles. 	<p>In-Text Labs and Lab Manual Addison-Wesley Lab Manual: (6d) The Solvent Properties of Water p. 183 (6d) Factors Affecting Solution Formation p.205 (6e*) Freezing Point p. 219 (6f*) Introduction to Chromatography p. 32</p> <p>Addison-Wesley In-Text Lab: (6e) Making a Solution p.516</p> <p>Merrill Chemistry Lab Manual: (6b) Lab Manual - Relating Solubility and Temperature (microlab) p. 145</p> <p>Modern Chemistry In-Text Lab: (6f*) Water Purification p.795</p>	<p>The concept of solubility and dissociation should be emphasized during the dissolving process. These concepts will allow students to gain a deeper understanding of the nature of salts, polarity, inter and intramolecular forces and hydrogen bonding.</p>

Analyzed Standards 6a, 6b, 6d, 6e*, 6f*,	Instructional Activities, Resources, and Performance Tasks	Connections and Notes
<ul style="list-style-type: none"> Recognize that the surface area of the solute affects the rate at which the solute dissolves. Determine that a solution is homogeneous due to uniform distribution of solute particles. Understand a state of equilibrium results from a uniform distribution of bond strength among solute and solvent and between solute and solvent. Understand that ionic salts exist only as positive and negative ions and readily dissociate in solution. 	<p>Supplemental Activities/Resources Addison-Wesley In-Text Activity: (6e) Freezing Point of a Salt Solution p. 500</p> <p>Addison-Wesley T.E. Activity: (6e) Freezing Point p.524</p> <p>Merrill Chemistry In-Text Activity: (6e) The Effects of a Solute on Freezing Point (microlab) p. 149</p> <p>Textbook References Addison-Wesley: (6a) p. 482 (6b) pp. 483, 502 (6d) pp. 509-515 (6e*) pp. 520-524 (6f*) pp. 33-34, 763</p> <p>Merrill Chemistry: (6a, 6b) pp. 49-53, pp. 499-510 (6d) pp. 503-505, 51, 204-207, 508 (6e*) pp. 51, 204-205, 508-509, 527-531</p> <p>Modern Chemistry: (6a) pp. 395-396, p. 401 (6b) p. 396, pp. 425-426</p>	

Analyzed Standards 6a, 6b, 6d, 6e*, 6f*,	Instructional Activities, Resources, and Performance Tasks	Connections and Notes
<p>6d</p> <ul style="list-style-type: none"> • Observe that precipitates form when the concentration exceeds the solvent's ability to dissolve them. • Understand that temperature affect the solubility of a solute. • Use molarity to calculate the number of moles of dissolved solute per total volume of solution in liters. • Calculate parts per million (ppm) of solute per total volume of solution. 	<p>(6d) pp. 402-403, pp. 412-415 (6e*) pp. 412-417, 438-440 (6f*) pp. 643-644</p>	<p>“A solution with a concentration of 1 ppm has 1 <u>gram</u> of substance for every million grams of solution. Because the density of water is 1 g per mL and we are adding such a tiny amount of solute, the density of a solution at such a low concentration is approximately 1 g per mL. Therefore, in general, one ppm implies one <u>milligram</u> of solute per <u>liter</u> of solution.” <u>MSDS HyperGlossary</u> http://www.ilpi.com/msds/ref/</p>

Analyzed Standards 6a, 6b, 6d, 6e*, 6f*,	Instructional Activities, Resources, and Performance Tasks	Connections and Notes
<ul style="list-style-type: none">Understand that the basis of distillation is the difference in boiling point of mixtures comprised of several substances.		

**LAUSD – High School Instructional Guide
Chemistry
Instructional Component 2 - Matrix**

Standard Group 5 Chemical Equilibrium

9a. *Students know* how to use LeChatelier’s principle to predict the effect of changes in concentration, temperature, and pressure.

9b. *Students know* equilibrium is established when forward and reverse reaction rates are equal.

6c. *Students know* temperature, pressure, and surface area affect the dissolving process.

9c.* *Students know* how to write and calculate an equilibrium constant expression for a reaction.

Standard Group 5 Key Concept - Chemical Equilibrium

Analyzed Standards 9a, 9b, 6c, 9c*	Instructional Activities, Resources, and Performance Tasks	Connections and Notes
9a <ul style="list-style-type: none"> • Recognize a balanced chemical equation • Consider the energy part of a reaction as either a reactant or a product • Describe a shift in equilibrium if any of the reactants or products is altered. 	<p>In-Text Labs and Lab Manual Addison-Wesley Lab Manual: (9a) Disturbing Equilibrium p. 243</p> <p>Merrill Chemistry Lab Manual: (9a) Types of Chemical Reactions p.55 (9a) Stoichiometry of Chemical Reaction p. 67</p> <p>Modern Chemistry In-Text Lab: (9c*) Equilibrium Expressions p.871</p> <p>Supplemental Activities/Resources Addison-Wesley T.E. Demo: (9a) Equilibrium of Nitrogen Dioxide p. 545</p> <p>Textbook References</p>	

<ul style="list-style-type: none">• Understand that the equilibrium constant is dimensionless, i. e., has no units.• Realize that exponents used in an equilibrium expression correspond to reaction coefficients.• Realize that only concentrations of gases and aqueous solutions are found in equilibrium expressions.• Use the equilibrium constant to indicate a positive value as favoring the forward reaction.• Compare the equilibrium constant and solubility product to describe the behavior of slightly soluble salts.		<p>K_{eq} is dimensionless in the context of thermodynamics, but not dimensionless in the context of kinetics. Most instances of K_{eq} at the high school level are in the area of thermodynamics, and therefore K_{eq} is dimensionless.</p> <p>Integrate I & E Standard 1e.</p>
---	--	---

**LAUSD – High School Instructional Guide
Chemistry
Instructional Component 2 - Matrix**

Standard Group 6 Acids and Bases

5a. *Students know* the observable properties of acids, bases, and salt solutions.

5b. *Students know* acids are hydrogen-ion-donating and bases are hydrogen-ion accepting substances.

5e.* *Students know* the Arrhenius, Brønsted-Lowry, and Lewis acid–base definitions.

Standard Group 6 Key Concept - Acids and Bases

Analyzed Standards 5a, 5b, 5e*	Instructional Activities, Resources, and Performance Tasks	Connections and Notes
<p>5a</p> <ul style="list-style-type: none"> • Differentiate between acids and bases by using indicators, such as, red or blue litmus or cabbage juice. • Recognize that an acid reacts with some metals to produce bubbles of hydrogen gas. <p>5b</p> <ul style="list-style-type: none"> • Demonstrate that when acids and bases are mixed, acids donate hydrogen ions and bases accept hydrogen ions, and that acids and bases neutralize each other as determined by the resultant pH. 	<p>In-Text Labs and Lab Manual Addison-Wesley Lab Manual: (5a) Reactions of Acids p. 253 (5b) Neutralization Reactions p. 257</p> <p>Addison-Wesley In-Text Lab: (5b) Reaction of an Acid with an Egg p. 612. (5b) Small-Scale Titrations p. 625</p> <p>Merrill Chemistry Lab Manual: (5b) Acid/Base Titration p. 207</p> <p>Modern Chemistry Lab Manual: (5b) Titration of an Acid with a Base p.81</p> <p>Modern Chemistry In-Text Lab: (5a) Household Acids and Bases p.458</p> <p>Supplemental Activities/Resources Addison-Wesley In-Text Activity: (5a) Foods and Baking Soda p. 576. (5a) Indicators p. 593</p>	<p>Integrate I & E Standards 1g and 1l.</p> <p>Molar Volume of Gas lab in a previous unit can be used as a reference to acids reacting with metals.</p> <p>Integrate I & E Standards 1a, 1c, 1g, 1j, and 1l.</p>

Analyzed Standards 5a, 5b, 5e*	Instructional Activities, Resources, and Performance Tasks	Connections and Notes
5e* <ul style="list-style-type: none"> Understand that one of the definitions of a base is that a base is a substance that provides hydroxide ions to a solution. 	<p>http://science.lausd.net</p> <p>(5a) Cabbage Juice Demonstration</p> <p>Textbook References</p> <p>Addison-Wesley: (5a) pp. 577-578, 589-592 (5b) pp. 596-598 (5e*) pp. 594-599</p> <p>Merrill Chemistry: (5a) pp 601-621, 485, 458-459 (5b) pp. 601-621, 574-576 (5e*) pp. 574-576</p> <p>Modern Chemistry: (5a) pp. 454-458 (5e*) pp. 459-460</p>	

**LAUSD – High School Instructional Guide
Chemistry
Instructional Component 2 - Matrix**

Standard Group 7 Acid/Base Equilibrium

- 5b. *Students know* acids are hydrogen-ion-donating and bases are hydrogen-ion accepting substances.
 5c. *Students know* strong acids and bases fully dissociate and weak acids and bases partially dissociate.
 9a. *Students know* how to use LeChatelier’s principle to predict the effect of changes in concentration, temperature, and pressure.
 9b. *Students know* equilibrium is established when forward and reverse reaction rates are equal.
 9c.* *Students know* how to write and calculate an equilibrium constant expression for a reaction.
 5f.* *Students know* how to calculate pH from the hydrogen-ion concentration.
 5g.* *Students know* buffers stabilize pH in acid–base reactions.

Standard Group 7 Key Concept - Acid/Base Equilibrium

Analyzed Standards 5d, 5c,(revisit 9a-c*) 5f*, 5g*	Instructional Activities, Resources, and Performance Tasks	Connections and Notes
<p>5d</p> <ul style="list-style-type: none"> Understand the pH scale and are able to identify the approximate pH of some common solutions. Demonstrate pH values < 7 as acids whereas pH values > 7 correspond to bases. Understand that distilled water is neutral and has a pH value of 7.0. <p>5c</p> <ul style="list-style-type: none"> Differentiate between strong acids and weak acids by the amount of dissociation. 	<p>In-Text Labs and Lab Manual Addison-Wesley Lab Manual: (5d) Estimation of pH p. 249 (5g*) Buffers p. 273</p> <p>Addison-Wesley In-Text Lab: (5c) Ionization Constants of Weak Acids p. 606.</p> <p>Merrill Chemistry Lab Manual: (5d) Using Indicators to Determine pH (microlab) p. 197 (5d) Hydrolysis of Salts p. 201 (5c) K_a of a Chemical Compound (microlab) p. 183 (5c) Determining Percent Acetic Acid in Vinegar (microlab) p. 189</p> <p>Modern Chemistry Lab Manual: (5f*) Hydronium Ion Concentration and pH p.77</p> <p>Supplemental Activities/Resources Merrill Chemistry In-Text Activity: (5g*) Buffers pp 842</p>	<p>Integrate I & E Standard 1e.</p> <p>Integrate I & E Standards 1g and 1l.</p> <p>Integrate I & E Standard 1e.</p> <p>Standards 9a-c can be re-introduced here.</p>

Analyzed Standards 5d, 5c,(revisit 9a-c*) 5f*, 5g*	Instructional Activities, Resources, and Performance Tasks	Connections and Notes
<ul style="list-style-type: none"> Understand that the dissociation reaction for water: $2\text{H}_2\text{O}(\text{l}) \rightleftharpoons \text{H}_3\text{O}^+(\text{aq}) + \text{OH}^-(\text{aq})$ is the basis for the pH scale <ul style="list-style-type: none"> Write dissociation reaction equations for weak acids, such as, acetic acid. 5f* <ul style="list-style-type: none"> Perform logarithmic calculations involving pH and concentration. <ul style="list-style-type: none"> Demonstrate that one pH unit corresponds to a factor of 10 in terms of molar concentration of hydrogen ions. 5g* <ul style="list-style-type: none"> Identify the chemical composition of a buffer. Recognize a buffer as a solution that resists large changes in pH upon addition of an acid or base. 	<p>Merrill Chemistry T.E. Demo: (5d) Using the pH Scale round the House p. 606 (5d) The pH of Common Materials p.486 (5c) When Is An Acid Strong p. 572</p> <p>Modern Chemistry T.E. Demo: (5c) Acid Base Strength and Conductivity p.460 (5c) Comparing Concentrations p.485</p> <p>Textbook References Addison-Wesley: (5d) pp. 580-584 (5c) p.600</p> <p>Merrill Chemistry: (5d) pp. 601-621 (5c) pp. 573- 597 (5f*) pp. 606-613 (5g*) pp. 612-613</p> <p>Modern Chemistry: (5d) pp. 485-486 (5c) pp. 460-461, 481 (5f*) pp. 486-489 (5g*) pp. 570-571</p>	<p>Integrate I & E Standards 1e, 1g and 1l.</p> <p>Integrate I & E Standard 1e.</p> <p>Integrate I & E Standards 1e, 1g and 1l.</p>

LAUSD – High School Instructional Guide
Chemistry
Instructional Component 3

Standards for Instructional Component 3

7. Energy is exchanged or transformed in all chemical reactions and physical changes of matter. As a basis for understanding this concept:
- Students know* how to describe temperature and heat flow in terms of the motion of molecules (or atoms).
 - Students know* chemical processes can either release (exothermic) or absorb (endothermic) thermal energy.
 - Students know* energy is released when a material condenses or freezes and is absorbed when a material evaporates or melts.
 - Students know* how to solve problems involving heat flow and temperature changes, using known values of specific heat and latent heat of phase change.
 - * *Students know* how to apply Hess's law to calculate enthalpy change in a reaction.
 - * *Students know* how to use the Gibbs free energy equation to determine whether a reaction would be spontaneous.
8. Chemical reaction rates depend on factors that influence the frequency of collision of reactant molecules. As a basis for understanding this concept:
- Students know* the rate of reaction is the decrease in concentration of reactants or the increase in concentration of products with time.
 - Students know* how reaction rates depend on such factors as concentration, temperature, and pressure.
 - Students know* the role a catalyst plays in increasing the reaction rate.
 - * *Students know* the definition and role of activation energy in a chemical reaction.
10. The bonding characteristics of carbon allow the formation of many different organic molecules of varied sizes, shapes, and chemical properties and provide the biochemical basis of life. As a basis for understanding this concept:
- Students know* large molecules (polymers), such as proteins, nucleic acids, and starch, are formed by repetitive combinations of simple subunits.
 - Students know* the bonding characteristics of carbon that result in the formation of a large variety of structures ranging from simple hydrocarbons to complex polymers and biological molecules.
 - Students know* amino acids are the building blocks of proteins.
 - * *Students know* the system for naming the ten simplest linear hydrocarbons and isomers that contain single bonds, simple hydrocarbons with double and triple bonds, and simple molecules that contain a benzene ring.
 - * *Students know* how to identify the functional groups that form the basis of alcohols, ketones, ethers, amines, esters, aldehydes, and organic acids.
 - * *Students know* the R-group structure of amino acids and know how they combine to form the polypeptide backbone structure of

proteins.

11. Nuclear processes are those in which an atomic nucleus changes, including radioactive decay of naturally occurring and human-made isotopes, nuclear fission, and nuclear fusion. As a basis for understanding this concept:

- a. *Students know* protons and neutrons in the nucleus are held together by nuclear forces that overcome the electromagnetic repulsion between the protons.
- b. *Students know* the energy release per gram of material is much larger in nuclear fusion or fission reactions than in chemical reactions. The change in mass (calculated by $E = mc^2$) is small but significant in nuclear reactions.
- c. *Students know* some naturally occurring isotopes of elements are radioactive, as are isotopes formed in nuclear reactions.
- d. *Students know* the three most common forms of radioactive decay (alpha, beta, and gamma) and know how the nucleus changes in each type of decay.
- e. *Students know* alpha, beta, and gamma radiation produce different amounts and kinds of damage in matter and have different penetrations.
- f.* *Students know* how to calculate the amount of a radioactive substance remaining after an integral number of half lives have passed.
- g.* *Students know* protons and neutrons have substructures and consist of particles called quarks.

Investigation and Experimentation (I & E) Standards:

I. Scientific progress is made by asking meaningful questions and conducting careful investigations. As a basis for understanding this concept and addressing the content of the other four strands, students should develop their own questions and perform investigations.

Students will:

- a. Select and use appropriate tools and technology (such as computer-linked probes, spreadsheets, and graphing calculators) to perform tests, collect data, analyze relationships, and display data.
- b. Identify and communicate sources of unavoidable experimental error.
- c. Identify possible reasons for inconsistent results, such as sources of error or uncontrolled conditions.
- d. Formulate explanations by using logic and evidence.
- e. Solve scientific problems by using quadratic equations and simple trigonometric, exponential, and logarithmic functions.
- f. Distinguish between hypothesis and theory as scientific terms.
- g. Recognize the usefulness and limitations of models and theories as scientific representations of reality.
- i. Analyze the locations, sequences, or time intervals that are characteristic of natural phenomena (e.g., relative ages of rocks, locations of planets over time, and succession of species in an ecosystem).
- j. Recognize the issues of statistical variability and the need for controlled tests.
- k. Recognize the cumulative nature of scientific evidence.
- l. Analyze situations and solve problems that require combining and applying concepts from more than one area of science.
- m. Investigate a science-based societal issue by researching the literature, analyzing data, and communicating the findings. Examples of issues include irradiation of food, cloning of animals by somatic cell nuclear transfer, choice of energy sources, and land and water use decisions in California.
- n. Know that when an observation does not agree with an accepted scientific theory, the observation is sometimes mistaken or fraudulent (e.g., the Piltdown Man fossil or unidentified flying objects) and that the theory is sometimes wrong (e.g., the Ptolemaic

model of the movement of the Sun, Moon, and planets).

**LAUSD – High School Instructional Guide
Chemistry
Instructional Component 3 - Matrix**

Standard Set 1 Chemical Thermodynamics

- 7a. *Students know* how to describe temperature and heat flow in terms of the motion of molecules (or atoms).
- 7c. *Students know* energy is released when a material condenses or freezes and is absorbed when a material evaporates or melts.
- 7d. *Students know* how to solve problems involving heat flow and temperature changes, using known values of specific heat and latent heat of phase change.
- 7b. *Students know* chemical processes can either release (exothermic) or absorb (endothermic) thermal energy.
- 7e.* *Students know* how to apply Hess's law to calculate enthalpy change in a reaction.
- 7f.* *Students know* how to use the Gibbs free energy equation to determine whether a reaction would be spontaneous.
- 8a. *Students know* the rate of reaction is the decrease in concentration of reactants or the increase in concentration of products with time.
- 8b. *Students know* how reaction rates depend on such factors as concentration, temperature, and pressure.
- 8d.* *Students know* the definition and role of activation energy in a chemical reaction.
- 8c. *Students know* the role a catalyst plays in increasing the reaction rate.

Standard Set 1 Key Concept - Chemical Thermodynamics

Analyzed Standards 7a, 7c, 7d	Instructional Activities, Resources, and Performance Tasks	Connections and Notes
7a <ul style="list-style-type: none"> ▪ Differentiate between heat and temperature based on an understanding of relative kinetic energies, molecular motion, and direction of heat flow. 	<p>In-Text Labs and Lab Manual</p> <p>Addison-Wesley Lab Manual: (7d) Specific Heat of a Metal p. 115. (7d) Heats of Reaction p. 123.</p> <p>Addison-Wesley In-Text Lab: (7a) Observing Heat Flow p. 292. (7d) Heat of Combustion of a Candle p. 319.</p> <p>Merrill Chemistry Lab Manual: (7d) Measuring Specific Heat 3-4 p. 29</p>	Integrate I & E standard 1d. The Celsius and Kelvin temperature scales can be reviewed here.

<p>7c</p> <ul style="list-style-type: none"> Explain the relationship between phase change and energy flow, and relate energy required for phase changes to intermolecular forces. <p>7d</p> <ul style="list-style-type: none"> Solve numeric problems (e.g. $Q=m(\Delta T)C$ and $Q=m\Delta H$) involving heat flow and temperature changes, using known values of specific heat and latent heat of phase change. 	<p>Modern Chemistry Lab Manual: (7d) Temperature of a Bunsen Burner Flame p.97</p> <p>Modern Chemistry In-Text Lab: (7d) Measuring the Specific heats of Metals p.861</p> <p>Supplemental Activities/Resources Merrill Chemistry T.E. Demo: (7d) Exothermic Reaction p. 68</p> <p>Textbook References Addison-Wesley: (7a) pp.74, 267,293-294 (7c) pp.280, 307 (7d) pp. 295-299, 310</p> <p>Merrill Chemistry: (7a) p. 378-390 (7c) p. 352-355, 378-390, 432-434 (7d) p. 63, 65-69</p> <p>Modern Chemistry: (7a) p. 511 (7d) p.513</p>	<p>Integrate I & E standard 1d.</p> <p>Integrate I & E standard 1l.</p>
<p>Analyzed Standards 7b, 7e*,7f*</p>	<p>Instructional Activities, Resources, and Performance Tasks</p>	<p>Connections and Notes</p>
<p>7b</p> <ul style="list-style-type: none"> Relate the energy change (endothermic/exothermic) that occurs during a chemical reaction to form or break chemical bonds. 	<p>In-Text Labs and Lab Manual Addison-Wesley In-Text Lab: (7f*) Enthalpy and Entropy p. 557</p> <p>Addison-Wesley T.E. Activity: (7b) Heats of Reactions p. 301</p> <p>Merrill Chemistry Lab Manual: (7e*) Measuring The Enthalpy of Reaction (microlab) 27 p. 241</p>	<p>Integrate I & E standard 1d.</p>

<p>7e*</p> <ul style="list-style-type: none"> Calculate enthalpy change in a chemical reaction using Hess' Law. <p>7f*</p> <ul style="list-style-type: none"> Predict whether a chemical reaction would be spontaneous or not using Gibbs free energy equation. 	<p>Modern Chemistry Lab Manual: (7b) Heat of Crystallization p.93</p> <p>Modern Chemistry In-Text Lab: (7e*) Calorimetry and Hess's Law p.864</p> <p>Supplemental Activities/Resources Merrill Chemistry In-Text Activity: (7f*) Physical and Chemical Thermodynamics (microlab) p. 847</p> <p>Modern Chemistry T.E. Demo: (7e*) Hess's Law p.520</p> <p>Textbook References Addison-Wesley: (7b) pp.294-295 (7e*) pp.314-318 (7f*) pp.561-565</p> <p>Merrill Chemistry: (7b) p. 64-65, 301-319, 686-690 (7e*) p. 689-691 (7f*) p. 698-704</p> <p>Modern Chemistry: (7b) p 514-516 (7e*) pp. 517-518 (7f*) pp. 528-529</p>	<p>Integrate I & E standard 1l.</p> <p>Integrate I & E standard 1d, 1i, and 1l.</p>
<p>Analyzed Standards 8a, 8b, 8d*, 8c</p>	<p>Instructional Activities, Resources, and Performance Tasks</p>	<p>Connections and Notes</p>

<p>8a</p> <ul style="list-style-type: none"> Explain rate of reaction by observing a change in concentration of reactants or products over time. 	<p>In-Text Labs and Lab Manual Addison-Wesley Lab Manual: (8b) Factors Affection Reaction Rates p. 227. (8b) The Clock Reaction p. 235</p> <p>Addison-Wesley In-Text Lab: (8b) Temperature and Reaction Rates p. 532</p>	<p>Integrate I & E standard 1d and 1i.</p>
<p>8b</p> <ul style="list-style-type: none"> Explain and predict how changes in concentration, temperature, pressure, and surface area affect reaction rates by changing the rate of effective particle collisions. 	<p>Merrill Chemistry Lab Manual: (8b) Lab Manual- Effects of Concentration on Chemical Equilibrium p. 171 and p. 177 (8b) Factors Influencing Reaction Rate p.545</p> <p>Modern Chemistry In-Text Lab: Rate of a Chemical Reaction</p> <p>Supplemental Activities/Resources Merrill Chemistry T.E. Demo: (8a) Nature of Reactants p. 546 (8b) Surface Area Affects Reaction Rate p. 548</p>	<p>Integrate I & E standard 1d and 1i.</p>
<p>8d*</p> <ul style="list-style-type: none"> Explain what activation energy is and its role in chemical reactions. Describe catalysts as substances that change activation energy as both promoters and inhibitors. 	<p>Textbook References Addison-Wesley: (8a) pp.533-535 (8b) pp.536-537 (8d) pp.535-536 (8c) pp.537-538</p> <p>Merrill Chemistry: (8a, 8b, 8d*) pp. 543-571</p> <p>Modern Chemistry: (8a) p. 538 (8b) pp. 538-540 (8d*) pp. 533-535, 540-541</p>	<p>Activation energy can be thought of as running or pushing a barrel up the hill on the reactant side in order to be able to slide down the product side.</p>

**LAUSD – High School Instructional Guide
Chemistry
Instructional Component 3 - Matrix**

Standard Set 2 Organic Chemistry

10b. *Students know* the bonding characteristics of carbon that result in the formation of a large variety of structures ranging from simple hydrocarbons to complex polymers and biological molecules.

10d.* *Students know* the system for naming the ten simplest linear hydrocarbons and isomers that contain single bonds, simple hydrocarbons with double and triple bonds, and simple molecules that contain a benzene ring.

10e.* *Students know* how to identify the functional groups that form the basis of alcohols, ketones, ethers, amines, esters, aldehydes, and organic acids.

10a. *Students know* large molecules (polymers), such as proteins, nucleic acids, and starch, are formed by repetitive combinations of simple subunits.

10c. *Students know* amino acids are the building blocks of proteins.

10f.* *Students know* the R-group structure of amino acids and know how they combine to form the polypeptide backbone structure of proteins.

Standard Set 2 Key Concept - Organic Chemistry

Analyzed Standards 10b, 10d*, 10e*, 10a, 10c, 10f*	Instructional Activities, Resources, and Performance Tasks	Connections and Notes
10b <ul style="list-style-type: none"> ▪ Recognize that carbon is associated with four bonds, either single, double or triple, and this variety in bonding results in myriad combinations of carbon-containing compounds. 	<p>In-Text Labs and Lab Manual Addison-Wesley Lab Manual: (10d*) Hydrocarbons: A Structural Study p. 307 (10e*) Esters of Carboxylic Acids p. 315</p> <p>Addison-Wesley In-Text Lab: (10f*) The Egg: A Biochemical Storehouse p. 820.</p> <p>Modern Chemistry Lab Manual: (10b) Carbon p.135 (10a) Polymers p.147</p> <p>Modern Chemistry In-Text Lab:</p>	

Analyzed Standards 10b, 10d*, 10e*, 10a, 10c, 10f*	Instructional Activities, Resources, and Performance Tasks	Connections and Notes
<p>10d*</p> <ul style="list-style-type: none"> ▪ Name and categorize the ten simplest hydrocarbons and isomers that contain single bonds ▪ Name and categorize hydrocarbons with double and triple bonds, and simple molecules that contain a benzene ring. <p>10e*</p> <ul style="list-style-type: none"> ▪ Recognize and differentiate between functional groups: alcohols, ketones, ethers, amines, esters, aldehydes, and organic acids. 	<p>(10a) Peptide bonds p.888</p> <p>Supplemental Activities/Resources Addison-Wesley In-Text Activity: (10d*) Dissolve It p. 742 (10a) Polymers p. 801 (10f*) Making a Polymer p. 772</p> <p>Textbook References Addison-Wesley: (10 b) pp.455-459, 743-744 (10d*) pp.745-761 (10e*) pp. 773-791 (10a) pp.795, 814, 816, 824 (10c) pp. 815-817 (10f*) 815-816 (no R-groups)</p> <p>Merrill Chemistry: (10b) pp. 321-343 (10d*) p.739-762 (10 e*) p. 754-761 (10a) p. 73-90 (10c) p. 781 (10f*) p. 781-783</p> <p>Modern Chemistry:</p>	

Analyzed Standards 10b, 10d*, 10e*, 10a, 10c, 10f*	Instructional Activities, Resources, and Performance Tasks	Connections and Notes
<p>10a</p> <ul style="list-style-type: none"> ▪ Recognize and associate repetitive combinations of subunits to the appropriate polymer, including proteins, nucleic acids, and starches <p>10c</p> <ul style="list-style-type: none"> ▪ Describe proteins as large, single-stranded polymers of amino acids linked by peptide bonds. <p>10f*</p> <ul style="list-style-type: none"> ▪ Identify the R-group structure of amino acids and recognize their role in the formation of dipeptide, tripeptide, and polypeptide bonds. 	<p>(10b) pp. 629-630 (10d*) pp. 631-632, 652-653 (10e*) pp. 663-681 (10a) pp. 685-691 (10c) pp. 761-762</p>	

Analyzed Standards 11a, 11c, 11d, 11e, 11f*	Instructional Activities, Resources, and Performance Tasks	Connections and Notes
<p>11d</p> <ul style="list-style-type: none"> ▪ Describe alpha, beta, and gamma radiation, and write equations illustrating alpha, beta, and gamma radioactive decay, including any nuclear changes and products. <p>11e</p> <ul style="list-style-type: none"> ▪ Differentiate the characteristics (e.g., penetrating ability) of alpha, beta, and gamma radiation, and explain consequences of exposure. <p>11f*</p> <ul style="list-style-type: none"> ▪ Calculate the amount of radioactive substance remaining after an integral number of half-lives have passed. 	<p>Merrill Chemistry: (11a) p. 90-91 (11c) pp 92-103 (11d) p. 717-723 (11e) p. 92 (11f*) p. 723-724</p> <p>Modern Chemistry: (11a) pp. 701-702 (11c) pp. 702-703, 705 (11d) pp. 706-707 (11f*) p. 708</p>	<p>The alpha particle is simply a helium nucleus.</p> <p>Integrate I & E standard 11.</p>

**LAUSD – High School Instructional Guide
Chemistry
Instructional Component 3 - Matrix**

Standard Set 4 Nuclear Energy

11b. *Students know* the energy release per gram of material is much larger in nuclear fusion or fission reactions than in chemical reactions. The change in mass (calculated by $E = mc^2$) is small but significant in nuclear reactions.

Standard Set 4 Key Concept - Nuclear Energy

Analyzed Standards 11b	Instructional Activities, Resources, and Performance Tasks	Connections and Notes
11b <ul style="list-style-type: none"> ▪ Differentiate the processes of fusion and fission, and explain why nuclear reactions release much more energy than chemical reactions, as determined by $E=mc^2$ 	<p>In-Text Labs and Lab Manual</p> <p>Supplemental Activities/Resources</p> <p>Textbook References Addison-Wesley: pp.853-856 Merrill Chemistry: p. 714-715, 729-732 Modern Chemistry: pp. 717-719</p>	Integrate I & E standard 1d.

**LAUSD – High School Instructional Guide
Chemistry
Instructional Component 3 - Matrix**

Standard Set 5 Particle Physics

11g.* *Students know* protons and neutrons have substructures and consist of particles called quarks.

Standard Set 5 Key Concept - Particle Physics

Analyzed Standards 11g*	Instructional Activities, Resources, and Performance Tasks	Connections and Notes
11g* <ul style="list-style-type: none">▪ Describe protons and neutrons as consisting of smaller particles called quarks.	In-Text Labs and Lab Manual Supplemental Activities/Resources Textbook References Merrill Chemistry: p. 90-91	

Chemistry Performance Task #1

Standards Group Assessed:

Component 3, thermodynamics

Specific Standard(s) Assessed:

7b, 7d,

Background or Situation:

When CaCl_2 is dissolved in water, the temperature of the solution rises, due to an exothermic reaction; when

NH_4Cl is dissolved in water, the temperature of the solution drops, due to an endothermic reaction.

Students will investigate these reactions and collect appropriate data to be able to determine the mass of each reagent and water needed to release or absorb the correct amount of heat energy necessary to heat a 300 g sample of food, and cool a 350 mL sample of drink, in a military-style meal, ready to eat (MRE).

Ambient temperature is 35°C . Preferred temperature for food is 45°C , and for drink is 15°C . The samples of food and drink are in impermeable bags, to be submerged into a solution of either reagent and water. Assume the specific heat of the food and drink is $1.0 \text{ cal/g}^\circ\text{C}$ ($4.184 \text{ J/g}^\circ\text{C}$) and the density of the drink is 1.0g/ml .

Directions to the Student:

There are two reagents available to get a sample of MRE to the appropriate temperatures. You must heat a 300g sample of food from 35°C to 45°C and cool a 350 ml sample of drink (the density is 1.0g/ml) from 35°C to 15°C . The reaction of one of the reagents with water will be exothermic and the reaction of the other reagent with water will be endothermic. You must identify the reaction between which reagent and water will be appropriate for the sample of food and the sample of drink.

Create a data table to collect the necessary data to determine the mass of each of the reagents that must be used in order to achieve the correct temperature for each sample of food and drink, assuming that the specific heat of the food and drink is $1.0 \text{ cal/g}^\circ\text{C}$ ($4.184 \text{ J/g}^\circ\text{C}$).

Materials:

- CaCl_2 (anhydrous preferred)
- NH_4Cl (technical grade acceptable)
- Room temperature water (left out overnight)
- Styrofoam cups/bowls with covers
- Thermometers
- Balance
- Glass stirring rod

Scoring Criteria:

- **Lab report criteria below:**
- Appropriate temperature changes
- Evidence of careful calculations of specific heat from lab
- **Scenario report criteria below:**
- Appropriate use of data from lab, and given in scenario
- Accurate calculation of masses of reagents

Extension: cost/practicality analysis of using the reagents

Clear Expectations for Performance:

4	Student correctly identifies the endothermic and the exothermic reaction and applies it appropriately to the situation described in the task- Endothermic reaction for cooling the drink and exothermic reaction for heating the food. And the student correctly calculates the mass of reagents needed to appropriately heat the food and cool the drink using the equation $Q = m \cdot TC$
3	Student correctly identifies the endothermic and the exothermic reaction and applies it

	appropriately to the situation described in the task- Endothermic reaction for cooling the drink and exothermic reaction for heating the food. And the student attempts to calculate the mass of the reagents by collecting appropriate data, but the calculation is incorrect.
2	Student correctly identifies the endothermic or the exothermic reaction, but did not apply it to the situation described in the task. Student collected data, but not enough to be able to calculate the mass of reagents.
1	Student did not correctly identify the endothermic reaction or the exothermic reaction. Student did not attempt the calculation for the specific heat of the reagents.

Student Evaluation

- **Student Reflection on the Task and Product:**
- **Did I meet proficiency as defined by the rubric?"**

Instructional Scaffolding—recommended activities and performance tasks:

- Practice in calorimetry in previous heat of fusion of water lab
- Nature of calories
- Transfer of heat; difference between temperature and heat
- $Q = m_{TC}$ given to students
Exothermic and endothermic reactions

Chemistry
Performance Task #2

Under Construction

Chemistry
Performance Task #3

Under Construction

**VI. Sample Immersion (Extended Investigation) Project for Chemistry
Under Construction**

VII. Appendices

A. References and Suggested Readings

Amaral., O.M., Garrison, L. 2002. Helping English Learners Increase Achievement Through Inquiry-Based Science Instruction. *Bilingual Research Journal*, 26; 2 Summer 2002

Amirian, S. (October 31 2003). Pedagogy and Video Conferencing. A Review of Recent Literature. A Poster Session at "Collaboration Through Networking: "Technology in education" First NJEDGE.NET Conference Plainsboro, NJ.

Anderson, L.W., Krathwohl, D.R., editors. 2001. *A Taxonomy for Learning, Teaching, and Assessing*. Addison Wesley Longman, Inc.

Bredderman, T. (1983). Effects of activity-based elementary science on student outcomes: A quantitative synthesis. *Review of Educational Research*, 53(4), 499-518.

Century, JR & AJ Levy (2003). *Researching the Sustainability of Reform, Factors that Contribute to or Inhibit Program Coherence*. Newton, MA: Education Development Center.

Dechsri, P., Jones, L. L., Heikinen, H. W. (1997). Effect of a Laboratory Manual Design Incorporating Visual Information-Processing Aids on Student Learning and Attitudes. *Journal of Research in Science Teaching*. 34, 891-904.

Engle, R.W., Conway, A. R. (1998). Working Memory and Comprehension. In R. Logie, K. Gilhooly (Eds.), *Working Memory and Thinking* (p. 70), UK, Psychology Press Ltd.
Feurstein, R., (1981). *Instrumental Enrichment*. University Park Press, Baltimore MD.

Garet, M.S., Porter, A.C. Desimone, L., Birman, B.F., & Yoon, K.S. 2001. What makes professional development effective? Research from a national sample of teachers. *American Educational Research Journal*, 38(4), 915-945.

Glynn, S. M., Takahashi, T. (1998). Learning from Analogy-Enhanced Text. *Journal of Research in Science Teaching*. 35, 1129-1149.

Gobert, J.D., Clement, J. J. 1999. Effects of Student-Generated Diagrams versus Student-Generated Summaries on Conceptual Understanding of Causal and Dynamic Knowledge in Plate Tectonics. *Journal of Research in Science Teaching*. 36, 39-53.

Holliday, W.G., (1981). Selective attentional effects of textbook study questions on student learning in science. *Journal of Research in Science Teaching*. 12(1), 77-83.

California Department of Education Press (2000). *Science Content Standards for California Public Schools*

California Department of Education Press (2003). *Science Framework for California Public Schools*.

Larkin, J.L., Simon, H. A. (1987). Why a Diagram is (Sometimes) Worth Ten Thousands Words. *Cognitive Science*, 11, 65-69.

Novak, J. D., Gowin, D. B. (1984). *Learning How to Learn*. Cambridge: Cambridge University Press.

Resnick L.B., & Hall M. W. ((2001) *The Principals for Learning: Study tools for educators*. (CD Rom version 2.0) Pittsburg, PA: University of Pittsburg, Learning, Research and Development Center, Institute for Learning. (www.instituteforlearning.org).

Resnick, L.B. (1992) From protoquantities to operators: Building mathematical competence on a foundation of everyday knowledge. *Analysis of arithmetic for mathematics teaching* (pp 373 – 429) Hillsdale, NJ Erlbaum.

Schwartz, Daniel, (1993). The Construction and Analogical Transfer of Symbolic Visualizations. *The Journal or Research in Science Teaching*. 30, 1309-1325.

Shymansky, J.A., Hedges, L.V., & Woodworth, G. 1990. A reassessment of the effects of inquiry-based science curricula of the 60s on student performance. *Journal of Research on Science Teaching*, 27 (2), 127-144)

Stoddart, T., Pinal, A., Latzke, M. & Canady, D. 2002. Integrating inquiry science and language development for English language learners. *Journal of Research in Science Teaching*, 39(8), 664-687.

Stohr-Hunt, P.M. 1996. An analysis of frequency of hands-on experience and science achievement. *Journal of Research in Science Teaching*, 33(1), 101-109.

Wise, K.C. 1996, July/August. Strategies for Teaching science: What Works: The Clearing House, 337-338.

B. Culturally Responsive Suggested Readings
Compiled by Dr. Noma LeMoine, Ph.D

- Banks, J.A., (1994). *Cultural Diversity and Education: Foundations, Curriculum and Teaching*. (4th ed.). Boston: Allyn and Bacon.
- Banks, J.A., (1999). *An Introduction to Multicultural Education*. (2nd edition). Boston: Allyn and Bacon.
- Banks, J.A., (1997). *Educating Citizens in a Multicultural Society*. New York: Teachers College Press, 1997.
- Gay, G. (2000). *Culturally Responsive Teaching, Theory, Research, and Practice*. New York and London, Teachers College Press.
- Gay, Geneva. *At the Essence of Learning: Multicultural Education*. West Lafayette, IN: Kappa Delta Pi, 1994. LC 1099.3.G39, 1994.
- Gay, G. & Baber, W. Ed. *Expressively Black: The cultural basis of ethnic Identity*, New York: Praeger Publishers, 1987
- Ladson-Billings, G. (1992). *Liberatory Consequences of Literacy: A Case of Culturally Relevant Instruction for African American Students*. *Journal of Negro Education* 61. 378-391.
- Ladson-Billings, G. (1994) *The Dreamkeepers: Successful Teachers of African American Children*. Jossey-Bass Inc.
- Ladson-Billings, G. (1995) *Toward a Critical Race Theory of Education*. *Teachers College Record*, 97, pp 47-68.
- Ladson-Billings, G. (1995) *Toward a Theory of Culturally Relevant Pedagogy*. *American Educational Research Journal* Fall, 32, No.3. 465-491.
- Lee, C.D. (2001). *Is October Brown Chinese? A cultural modeling activity system for underachieving students*. *American Educational Research Journal*.
- Lee, C.D. (in preparation). *Literacy, Technology and Culture*. Giyoo Hatano & Xiaodong Lin (Special Guest Editors), *Technology, Culture and Education*, Special Issue of *Mind, Culture, and Activity*.
- Lee, C.D. (2000). *The State of Research on Black Education*. Invited Paper. Commission on Black Education. American Educational Research Association.
- Lee, C.D. (1997). *Bridging home and school literacies: Models for culturally responsive teaching, a case for African American English*. In James Flood, Shirley Brice Heath, & Diane Lapp (Eds.), *A Handbook for Literacy Educators: Research on Teaching the Communicative and Visual Arts*. New York: Macmillan Publishing Co.

Lee, C.D. (1995) A culturally based cognitive apprenticeship: Teaching African American high school students skills in literacy, interpretation. *Reading research Quarterly*, 30(4), 608-631.

LeMoine, N. (2001). Language Variation and Literacy Acquisition in African American Students. In J. Harris, A. Kamhhi, & K. Pollock (Eds.), *Literacy in African American Communities* (pp. 169. 194). Mahwah, New Jersey: Lawrence Erlbaum associates Inc.

Maddahian, E. & Bird, M. (2003). Domains and Components of a Culturally relevant and Responsive Educational Program. LAUSD Program Evaluation and Research Branch, Planning Assessment and Research Division. Publication No. 178.

C. Mathematics Science Technology Centers

The District operates six mathematics science technology centers. Each center is unique, but each has an extensive resource library and checkout materials that are available to District teachers. Center hours are Monday - Friday 8:00 A.M - 4:30 P.M. All centers offer professional development, teachers can inquire and enroll in trainings through each individual center.

- Individual Teacher Usage

Teachers may access any of the District centers and sign up to check out materials. Materials are on loan for 2 weeks and are to be returned by the teacher.

- Department Usage

Science departments may choose to transfer monies to the Van Nuys Mathematics Science Center for the purpose of obtaining science materials. The Van Nuys Center typically stocks live supplies and dissection materials. Contact the Van Nuys Center for the appropriate forms and list of current materials. When available, materials are delivered on the following schedule.

- Delivery Schedule for High Schools from the Van Nuys MST Center

Please note that this is for the year 2003 -2004 and will be revised every school year. Order forms must be received at the Science Materials Center at least ten (10) working days prior to the required delivery date.

ROUTE 1 -The delivery day for Route 1 will normally be Tuesday .		
September 14 September 28 October 12 October 26 November 9 November 30 December 14	(Winter Break) January 19 February 1 February 15 March 1 March 15 (Spring Break)	April 5 April 19 May 3 May 17 June 1 June 14
ROUTE 2 - The delivery day for Route 2 will normally be Wednesday .		
September 14 September 29 October 13 October 27 November 9 December 1 December 15	(Winter Break) January 19 February 2 February 16 March 2 March 16 (Spring Break)	April 6 April 20 May 4 May 18 June 1 June 15
ROUTE 3 - The delivery day for Route 3 will normally be THURSDAY .		
September 15 September 30 October 14 October 28 November 10 December 2 December 16	(Winter Break) January 20 February 3 February 17 March 3 March 17 (Spring Break)	April 7 April 21 May 5 May 19 June 2 June 16
ROUTE 4 - The delivery day for Route 4 will normally be Tuesday .		
September 21 October 5 October 19 November 2 November 16 December 7 (Winter Break)	January 11 January 25 February 8 February 23 March 8 (Spring Break) March 29	April 12 April 26 May 10 May 24 June 7 June 21

ROUTE 5 - The delivery day for Route 5 will normally be **Wednesday**.

September 22 October 6 October 20 November 3 November 17 December 8 (Winter Break)	January 12 January 26 February 9 February 23 March 9 (Spring Break) March 30	April 13 April 27 May 11 May 25 June 8 June 22
--	--	---

ROUTE 6 - The delivery day for Route 6 will normally be **Thursday**.

September 23 October 7 October 21 November 4 November 18 December 9 (Winter Break)	January 13 January 27 February 10 February 24 March 10 (Spring Break) March 31	April 14 April 28 May 12 May 26 June 9 June 23
--	--	---

ADAMS MS/MAG	4	GREY HS	1	OLIVE VISTA MS	2
ADAMS HS	1	GRIFFITH MS/MAG	3	OWENSMOUTH HS	1
AGGELER HS	1	HALE MS	1	PACOIMA MS/MAG	2
ALISO HS	1	HAMILTON HS/MAG	5	PALISADES HS/MAG	5
ANGEL'S GATE HS	6	HARTE INTERMEDIATE	5	PALMS MS/MAG	5
ARROYO SECO ALT	3	HENRY MS	1	PARKMAN MS	1
AUDUBON MS/MAG	5	HIGHLAND PARK HS	3	PATTON HS	6
AVALON HS	6	HOLLENBECK MS	3	PEARY MS/MAG	6
BANCROFT MS/MAG	4	HOLLYWOOD HS/MAG	4	PHOENIX HS	5
BANNING HS/MAG	6	HOLMES MS/MAG	1	PIO PICO MS	5
BELL HS	4	HOPE HS	4	POLYTECHNIC HS/MAG	2
BELMONT HS	4	HUNTINGTON PARK HS	4	PORTER MS/MAG	1
BELVEDERE MS/MAG	3	INDEPENDENCE HS	1	PORTOLA MS/MAG	1
BERENDO MS	5	INDEPENDENT STUDY CTR.	2	PUEBLO HS	3
BETHUNE MS	4	INDIAN SPRINGS HS	5	RAMONA HS	3
BIRMINGHAM HS/MAG	1	IRVING MS	3	REED MS	2
BOYLE HEIGHTS CHS	3	JEFFERSON HS	4	RESEDA HS/MAG	1
BRAVO MEDICAL MAG	3	JOHNSON HS	4	REVERE MS/MAG	5
BURBANK MS	3	JORDAN HS/MAG	4	RILEY HS	6
BURROUGHS MS/MAG	5	KENNEDY HS	1	RODIA HS	4
BYRD MS/MAG	2	KING MS	3	ROGERS HS	2
CANOGA PARK HS/MAG	1	KING-DREW MEDICAL MAG	6	ROOSEVELT HS/MAG	3
CARNEGIE MS	6	LAUSD/LA CENTRAL LIBRARY	4	SAN ANTONIO HS	4
CARSON HS	6	LAUSD/USC MATH SCIENCE	5	SAN FERNANDO HS/MAG	2
CARVER MS	4	LAWRENCE MS	1	SAN FERNANDO MS	2
CENTRAL HS	3	LE CONTE MS/MAG	4	SAN PEDRO HS/MAG	6
CHATSWORTH HS	1	LEONIS HS	1	SEPULVEDA MS/MAG	2
CHEVIOT HILLS HS	5	LEWIS HS	2	SHERMAN OAKS CES	1
CLAY MS	6	LINCOLN HS	3	SOUTH GATE HS	4
CLEVELAND HS/MAG	1	LOCKE HS	6	SOUTH GATE MS	4
COLUMBUS MS	1	LONDON HS	2	STEVENSON MS/MAG	3
COOPER HS	6	LOS ANGELES ACADEMY M.S	4	STONE POINT HS	1
CRENSHAW HS/MAG	5	LOS ANGELES CES	5	SUN VALLEY MS	2
CURTISS MS/MAG	6	LOS ANGELES CO. HS/ARTS	3	SUTTER MS	1
DANA MS	6	LOS ANGELES HS/MAG	5	SYLMAR HS/MAG	2
DEL REY HS	5	MACLAY MS	2	TAFT HS	1
DODSON MS/ MAG	6	MADISON MS/MAG	2	TEMESCAL CANYON HS	5
DORSEY HS/MAG	5	MANN MS	5	32ND ST. ARTS/MATH/SCI	5
DOUGLAS HS	1	MANUAL ARTS HS/MAG	5	THOREAU HS	1
DOWNTOWN BUS MAG	4	MARINA DEL REY MS	5	TRUTH HS	6
DREW MS/MAG	4	MARK TWAIN MS	5	UNIVERSITY HS	5
EAGLE ROCK HS/MAG	3	MARKHAM MS/MAG	4	VALLEY ALTERNATIVE	1
EAGLE TREE HS	6	MARSHALL HS	3	VAN NUYS HS/MAG	2
EARHART HS	2	McALISTER HS	5	VAN NUYS MS/MAG	2
EDISON MS	4	METROPOLITAN CONT	3	VENICE HS/MAG	5
EINSTEIN HS	1	MID-CITY ALTERNATIVE	5	VERDUGO HILLS HS	2
EL CAMINO REAL HS	1	MIDDLE COLLEGE HS	6	VIEW PARK HS	5
EL SERENO MS/MAG	3	MILLIKAN MS/MAG	2	VIRGIL MS	4
ELIZABETH ST. LC	4	MISSION HS	2	WASHINGTON HS/MAG	6
ELLINGTON HS	6	MONETA HS	6	WEBSTER M.S	5
EMERSON MS	5	MONROE HS/MAG	1	WEST GRANADA HS	1
EVANS CAS	3	MONTEREY HS	3	WESTCHESTER HS/MAG	5
EVERGREEN HS	2	MOUNT GLEASON MS	2	WESTSIDE ALTERNATIVE	5
FAIRFAX HS/MAG	4	MOUNT LUKENS HS	2	WHITE MS	6
FLEMING MS	6	MOUNT VERNON M.S	5	WHITMAN HS	4
FOSHAY MS	5	MUIR MS/MAG	5	WILMINGTON M.S	6
FRANKLIN HS/MAG	3	MULHOLLAND MS	1	WILSON HS/MAG	3
FREMONT HS/MAG	4	NARBONNE HS/MAG	6	WRIGHT MS/MAG	5
FROST MS	1	NEWMARK HS	4	YOUNG HS	5
FULTON MS	2	NIGHTINGALE MS	3		
GAGE MS	4	NIMITZ MS	4		
GARDENA HS/MAG	6	NOBEL MS/MAG	1		
GARFIELD HS/MAG	3	NO. HOLLYWOOD HS/MAG	2		
GOMPERS MS	6	NO. HOLLYWOOD ZOO MAG	3		
GRANADA HILLS HS/MAG	1	NORTHRIDGE MS	1		
GRANT HS/MAG	2	ODYSSEY HS	4		

D. Secondary Science Personnel



**Los Angeles Unified School District
Science Branch
Los Angeles Urban Systemic Program
Mathematics/Science Department
333 South Beaudry Avenue, 25th Floor
Los Angeles, CA 90017
(213) 241-6880 Fax (213) 241-8469**

Roy Romer
SUPERINTENDENT OF SCHOOLS

Ronni Ephraim
Chief Instructional Officer

Liza G. Scruggs, Ph.D.
*Assistant Superintendent
Instructional Support Services*

Todd Ullah
Director Secondary Science

Norma Baker
Director Elementary Programs

CENTRAL OFFICE STAFF

Todd Ullah, Director of Secondary Science Programs
Hilda Tundstad, Senior Secretary
Roberta Herman, Supervising Accounting Tech
Sara Mejia, Office Assistant
Don Kawano, Middle School Science Coordinator
Diane Watkins, High School Science Coordinator
Myrna Estrada, Integrated Coordinated Science Specialist
Karen Jones, Administrative Analyst

EAST LOS ANGELES MST CENTER

Phone (323) 261-1139 Fax (323) 261-4901
961 Euclid Avenue, Los Angeles 90023

Albert Rodela, Elementary Science Advisor
Angela Okwo Secondary Science Advisor
Lori P. Lewis, Senior Office Assistant
Tim Brown, Math/Science Technician

LOWMAN MST CENTER

Phone (818) 765-3404 Fax (818) 765-4101
12827 Saticoy Street, North Hollywood 91605

Diana Takenaga-Taga, Elementary Science Advisor
Daniel McDonnell Secondary Science Advisor
Ripsime Arakelian, Senior Office Assistant
Steve Kobashigawa, Math/Science Technician

SAN PEDRO MST CENTER

Phone (310) 832-7573 Fax (310) 548-4407
2201 Barrywood, San Pedro 90731

Lillian Valadez-Rodela, Elementary Science Advisor
John Zavalney, Secondary Science Advisor
Emma Jackson, Senior Office Assistant

VAN NUYS MST CENTER

Phone (818) 997-2574 Fax (818) 344-8379
6625 Balboa Boulevard, Van Nuys 91406

Teena Silver, Elementary Science Advisor
David Hicks Secondary Science Advisor
Nancy Bentov, Secretary
Betty Hersh, Office Assistant
Lynne Bernstein, Life Science Lab Technician
Ron Tatsui, Math/Science Technician
Robert Sosa, Math/Science Technician
Gary Cordon, Light Truck Driver
Tim Weld, Light Truck Driver

WESTSIDE MST CENTER

Phone (310) 390-2441 Fax (310) 397-5861
1630 Walgrove Avenue, Los Angeles 90066

Henry Ortiz, Secondary Science Advisor
Laurence Daniel, Math/Science Technician

SAN GABRIEL MST CENTER

Phone (323) 564-8131 Fax (323) 564-3463
8628 San Gabriel Avenue, South Gate 90280

Mark Gagnon, Elementary Science Advisor
KJ Walsh, Secondary Science Advisor
Quinta Garcia, Senior Office Assistant
John Mann, Math/Science Technician

Local District Personnel

<p>Local District 1 6621 Balboa Blvd. Van Nuys, CA 91406 Luis Rodriguez, Science Expert Phone: 818-654-3600 Fax: 818-881-6728 luis.x.rodriguez@lausd.net</p>	<p>Local District 2 The Academy Building 5200 Lankershim Blvd. North Hollywood, CA 91601 Dave Kukla, Science Specialist Phone: 818-755-5332 Fax: 818-755-9824 dave.kukla@lausd.net</p>
<p>Local District 3 3000 Robertson Blvd., Suite 100 Los Angeles, CA 90034 Karen Jin, Science Expert Phone: 310-253-7143 Fax: 310-842-9170 karen.jin@lausd.net</p>	<p>Local District 4 Harbor Building 4201 Wilshire Blvd., Suite 204 Los Angeles, CA 90010 Thomas Yee, Science Specialist Phone: 323-932-2632 Fax: 323-932-2114 thomas.yee@lausd.net</p>
<p>Local District 5 2151 North Soto St. Los Angeles, CA 90032 Robert Scott, Science Expert Michelle Parsons, Science Expert Phone: 323-224-3139 Fax: 323-222-5702 robert.scott@lausd.net Michele.parsons@lausd.net</p>	<p>Local District 6 Bank of America Building 5800 S. Eastern Ave., 5th Floor City of Commerce, CA 90040 Pamela H. Williams, Science Expert Phone: 323-278-3932 Fax: 323-720-9366 pamela.williams@lausd.net</p>
<p>Local District 7 10616 S. Western Ave. Los Angeles, CA 90047 Roman del Rosario Phone: 323-242-1356 Fax: 323-242-1391 roman.delrosario@lausd.net</p>	<p>Local District 8 1208 Magnolia Ave. Gardena, CA 90247 Gilberto Samuel, Science Expert Phone: 310-354-3547 Fax: 310-532-4674 gilberto.samuel@lausd.net</p>

E. Recommended Programs and Contacts

Program	Standard or Standard Set Covered	Grade Levels	Contact
Center for Marine Studies at Fort MacArthur	Energy In the Earth System 5b, 5d, 5g, Chemistry Standard Set 6 Solutions 6a, 6d, Acids and Bases 5b, 5d	9-12	Jeanine Mauch 310 547 9888

Three day program created by LAUSD teachers provides a marine setting for students to conduct field labs to investigate the marine environment. Provides exemplary marine science curricular journeys to students of all ages centered around the Marine Mammal Care Center at Fort MacArthur and the Los Angeles Oiled Bird and Education Center.

Parks as Laboratories	Energy In the Earth System 4b, Acids and Bases 5d, 5a Solutions 6a, 6d, Acids and Bases 5b, 5d	9-12	John Blankenship 805 498-0305
------------------------------	--	------	----------------------------------

One day program with National Park Service staff and retired LAUSD teachers lets students investigate the biotic and abiotic factors that affect the different ecosystems in the Santa Monica Mountains. Students learn to use a multitude of science tools and receive data to take back to the classroom to analyze with their teacher.

GLOBE	Energy In the Earth System 4b 4c, 5e, Solutions 6a, 6d, Acids and Bases 5b, 5d, Climate and Weather 6a, 6b, 6d Biogeochemical Cycles 7b, 7c. Waves 4f. Ecology	9-12	Westside MST Center Henry Ortiz 310 390 2441 www.globe.gov
--------------	--	------	---

Program involves students in ongoing scientific research with national and international scientists to investigate their environment. Program includes scientific protocols in Hydrology, Land Cover, Soil, Atmosphere, GPS. Students also learn how to analyze the reflection bands of satellite images using image processing and use GIS to make land cover maps.

COSEE West Marine Science Activities	California geology 9a, 9c Energy in the Earth System Ocean and Atmospheric Circulation 5a, 5b, 5c, 5d	9-12	Dr. Judith Lemus 213 740-1965
---	---	------	----------------------------------

Center for ocean Sciences Education Excellence (COSEE-West) activities use the marine sciences as a context for learning biology, chemistry, physics and earth science. Activities and trainings utilize university staff and experienced teachers to deliver content and pedagogy to teach about ongoing cutting edge research.

Fluid Earth/Living	Biogeochemical Cycles 7a, 7b 7c. Ecology 6e, 6f	9-12	Dr. Erin Baumgartner
---------------------------	---	------	----------------------

Program	Standard or Standard Set Covered	Grade Levels	Contact
Ocean Inquiry Training	Genetics 2d. Cell Biology 1a Chemical thermodynamics 7a,7b Solutions 6 a, 6b, 6d,6e*,6f* Gases and their properties 4b,4c,4e Chemistry 1a,1b,1c,1d,1e Waves 4a,4b,4c,4d,4f Energy in the Earth System Ocean and Atmospheric Circulation 5a,5b, 5c,5d Dynamic Earth Processes 3a,3b,3c,3d,3e*		800 799-8111 Henry Ortiz Westside MST Center 310 390 2441

Inquiry lessons in this program contain classroom-tested activities that successfully teach important concepts dealing with the marine environment.

National Parks Wildland Fire Ecology	Solutions 6a, 6d, Acids and Bases 5b,5d. Heat and Thermodynamics 3a Solutions 6 a, 6b, 6d,6e*,6f*	9-12	Barbara Applebaum 805 498 0305
---	--	------	--------------------------------------

Program takes students into environments that have burned in the National Park System to compare and contrast burn areas with non burn areas in the Santa Monica Mountains. Program utilizes national Park staff and experienced retired LAUSD science teachers.

Bio-Technology Training	Genetics (Molecular Biology) 4a,4b,4c,4d Genetics (Biotechnology) 5a, 5b,5c,5d*	9-12	Lowman MST Center Dan McDonnell 818-759-5310
------------------------------------	---	------	---

Program allows students the opportunity to use sophisticated biotechnology equipment and kits to investigate topics that address the science standards in genetics and cell biology. Students use restriction enzymes (endonucleases) to cut DNA into fragments and separate lengths using gel electrophoresis.

Trout In the Classroom	Ecology 6a,6b,6c,6d,6e,6f,6g*	9-12	Westside MST Center Henry Ortiz 310 390 2441
-----------------------------------	-------------------------------	------	--

Partnership with the department of Fish and Game allows students the opportunity to raise trout in their own classroom to investigate the life cycle of organisms, biotic and abiotic factors that influence the health of Salmonids and the natural environmental conditions necessary to sustain populations in the wild. Students are involved in creating an artificial environment that will maintain the health of the trout.

Temescal Canyon Field Science Program	Energy In the Earth System 4b, Acids and Bases 5d,5a Solutions 6a, 6d, Acids and Bases 5b,5d	9-12	Kristen Perry 310 454-1395 Ext. 151
--	---	------	--

Program	Standard or Standard Set Covered	Grade Levels	Contact
----------------	---	---------------------	----------------

Three day program uses the natural environment in Temescal Canyon for students to investigate the Natural environment using scientific tools. Students contribute data to a national database that can be investigated on the students return to their campus so that it can be compared to other data worldwide.

Channel Islands National Marine Sanctuary	California Geology 9a, 9c Ecology 6a,6b,6c,6d,6e,6f,6g*	9-12	Laura Francis 805 884-1463
--	--	-------------	---------------------------------------

The mission of the Channel Islands Marine Sanctuary is to protect the marine life, habitats and cultural resources in the waters surrounding the Channel Islands. This is accomplished through research, education and resource protection programs. The agency works in partnership with the center for Image Processing in Arizona and with other educational agencies such as LAUSD to conduct science teacher training programs.

The Channel Islands Marine Resource Institute

Wendy Mayea
805-488-3568
e-mail:
CIMRI2002@yahoo.com

The Channel Islands Marine Resource Institute, founded in 1997 in partnership with Oxnard College, is a marine resource facility located at the entrance to the Port Hueneme Harbor. CIMRI's objectives focus on education, research, restoration, and conservation. Our non-profit facility has circulating ocean water with over 3000 sq. feet of wet lab space and a classroom area. CIMRI offers age-specific K-12 guided tours and a mobile touch tank. Tours may include videos, touch tank, and multi-tank experiences; including encounters with a variety of species of echinoderms, crustacea, mollusks, and fish. Students will see our continuing White Sea bass and white abalone restoration projects in progress. High school students can jumpstart their entrance to Oxnard College's Marine Studies Program by taking classes during their senior year. CIMRI also offers sabbatical opportunities for educators to develop their own project or participate in an ongoing project.

Cabrillo Marine Aquarium Education Program	Ocean and Atmospheric Circulation 5b,5d,5f. Ecology 6a,6b,6c,6d,6e 6f,6g*. California geology 9a, 9c	9-12	Linda Chilton 310 548 7562
---	---	-------------	---------------------------------------

Year-round after 1 pm: Outreach – brings the ocean to your school. Year-round: Sea Search – guided hands-on marine lab and field investigations. Year-round*customized programs are available. New Aquatic Nursery program – the science of aquaculture and how we do Science. New Exploration Center – an opportunity to explore and investigate coastal habitats and the processes that impact them through hands-on investigations

Roundhouse Marine Studies Lab & Aquarium	Ecology 6a,6b,6c,6d,6e, 6f,6g* California Geology 9a, 9c Ocean and Atmospheric Circulation 5b,5d,5f	9-12	
---	--	-------------	--

Program	Standard or Standard Set Covered	Grade Levels	Contact
----------------	---	---------------------	----------------

A non-profit teaching based aquarium. Oceanographic Teaching Stations, Inc. (O.T.S.) was established in 1979 by our founding Board Member, Richard L. Fruin, and was incorporated as a California non-profit organization under section 501(c)(3) of the Internal Revenue Code in 1980. O.T.S. currently operates the Roundhouse Marine Studies Lab and Aquarium ("Roundhouse") located at the end of the Manhattan Beach Pier. As stated in its corporate articles, the specific and primary purposes of O.T.S. and the Roundhouse are to foster and promote the public study of, and interest in, the oceans, tidelands and beaches of Southern California, the marine life therein, and the impact of human populations on that environment.

Through its innovative educational programs, O.T.S. offers classes to schools located in the surrounding communities as well as throughout the greater Los Angeles area and teaches over **17,000 school children annually**. As marine education is our main focus, O.T.S. has endeavored to make its classes and programs available to all children, regardless of income. While the majority of classes are funded by the schools, O.T.S. does offer some grant classes and is constantly pursuing grants to provide classes, free of charge, to teachers & their students.

After a long relationship with the Los Angeles County of Education, all of our Marine Science Education Programs have been designed to meet statewide teaching standards for all age groups. Furthermore, and most importantly, our Co-Directors are also the teachers, the planners & the coordinators, which means, classes can all be catered to specifically meet teachers' needs!

Santa Monica Pier Aquarium	Ecology 6a,6b,6c,6d,6e, 6f,6g* Ocean and Atmospheric Circulation 5b,5d,5f	9-12	Joelle Warren
-----------------------------------	---	------	---------------

Key to the Sea Curriculum--Key to the Sea is a revolutionary marine environmental education program designed for teachers and elementary school children throughout LA County. This program educates children (K-5) about watershed stewardship, storm water pollution prevention and marine conservation-through fun, hands-on and engaging educational activities. The program has an exciting Beach Exploration component, featuring outdoor education kits and trained naturalists.

Key to the Sea makes it possible for children to experience the wonder of nature and to learn about the important responsibility we all share in taking care of our coastal environment. Young people, as future stewards of the environment, need to become aware of how stormwater pollution affects the beaches and marine environment, how they can protect themselves from the health risks of exposure to polluted waters, and how they and their families can make a difference by preventing pollution.

Aquarium of the Pacific	Ecology 6a, 6b, 6c, 6d, 6e, 6f, 6g*. Ocean and Atmospheric Circulation 5b,5d,5f	9-12	Amy Coppenger 888 826-7257
--------------------------------	--	------	-------------------------------

Program	Standard or Standard Set Covered	Grade Levels	Contact
----------------	---	---------------------	----------------

Aquarium offers learning experiences for students of all ages. Conduct field trips for students and trainings for teachers

UCLA Sea World Marine Science Cruises	Ecology 6a, 6b, 6c, 6d, 6e	9-12	Peggy Hamner 310 206 8247
--	----------------------------	------	------------------------------

UCLA offers marine science Cruises for student groups to explore the world of an oceanographer and marine biologist. Cruises run four hours and take off from the Marina Del Rey harbor.

AP Readiness Program	Advanced Placement Exams Content Training for teachers		Priscilla Lee 310 206 6047
-----------------------------	---	--	-------------------------------

Teachers are instructed in the content and laboratory exercises for various Advanced Placement classes by master teachers and university staff. Teachers are given the opportunity to bring students so they can learn along with them.

GLOBE In The City Air Quality Monitoring Program	Ecology 6a,6b,6c,6d,6e, 6f,6g* Gases and their properties 4b,4c,4e Chemistry 1a,1b,1c,1d,1e Wave s 4a,4b,4c,4d,4 f		Priscilla Lee 310 206 6047
---	--	--	-------------------------------

Students in this program are given the opportunity to use sophisticated air quality monitoring systems to conduct research along with UCLA professors and students. The end product of the program is a student published scientific report on an air quality issue in California. Teachers receive instruction from professors from the Institute of the Environment at UCLA. Departments represented include the school of mathematics and Atmospheric Sciences, The School of public Health and the School of Engineering.

Ocean Explorers Program	Waves 4a,4b,4c,4d,4f California Geology 9a, 9c Ecology 6a,6b,6c,6d,6e, 6f,6g*.	9-12	Steven Moore, Ph.D. Executive Director Center for Image Processing in Education 520/322-0118,ext.205
--------------------------------	--	------	--

Program	Standard or Standard Set Covered	Grade Levels	Contact
----------------	---	---------------------	----------------

This program teaches participants how to use GPS and GIS technology to help students gain a greater appreciation and knowledge of California's natural resources. The program emphasizes the 9-12 standards covering California Geology and utilizes state of the art programs to show students how to display more visually captivating scientific data on maps. The program also explores the nexus of science with language arts. Students are given the tools to strengthen and sharpen their presentation skills.